


How to Succeed on the MME

What is the Michigan Merit Exam
and why is it so important?



Sit back and relax!





What is the MME?

- **State mandated** achievement test for all junior students
- Pre-gridding on Feb. 15 during delayed start
- March 6-8, 2012
 - March 6-ACT Plus Writing: 7:45-1:00
 - March 7-ACT Work Keys: 7:45-11:00
 - March 8-Michigan Math, Science & Social Studies supplemental tests 7:45-10:35




Why is it so important?

- Harrison/Community
 - Meet AYP Goals!
Target is 78% for math and 86% for reading. But cut scores have gone up....
 - MME test scores are reported in the press
 - Higher scores=higher home values in Farmington Hills
 - Improves Harrison's reputation as strong academic school
- You
 - ACT is free!
 - Normally \$49.50.
 - Free college-reportable ACT score to four schools
 - Intrinsic pride (doing your best!)
 - The higher you score, the better chance you have to get into college of your choice.

Visit actstudent.org

- Practice questions
- Test prep
- College planning
- Question of the day
- Career planning.....



ANNOUNCING... TCA ONLINE PREP



Precise Skills Analysis. Proven Results.

**Triumph College Admissions (TCA) is
now part of the Career Cruising EDP.**

**The Harrison High School Counseling
Department has purchased the online prep
course because we want to help students do
their best on the ACT.**



To access TCA, visit
www.farmington.k12.mi.us

Click on the Career Cruising Icon



*Username is **fps-HHS Student ID**

*Password is Student selected

Can't open EDP account?

Click "Forgot my username/password" or
email vicki.palmer@farmington.k12.mi.us

On homepage, click on *Go to TCA Test Prep*

This is the Student Homepage.



StudyGuide for ACT | StudyGuide for PSAT | StudyGuide for SAT

Click on the appropriate link from the blue menu bar to access the five steps of the StudyGuide.



Welcome to the StudyGuide

Precise Skills Analysis. Proven Results.



SAT/ACT Resources

FinalPrep for the SAT

FinalPrep for the ACT

2009-2010 SAT Test Dates

2009-2010 ACT Test Dates

Tips for taking the SAT and ACT

ACT or SAT?

Vocabulary Crossword
Learn SAT and ACT vocabulary words with a crossword puzzle.

Getting Started

To begin using your Online StudyGuide, click on the appropriate link on the menu bar at the top of this page.

Word of the Day

excise – to remove; delete; censure
The producer excised three scenes from his movie in order to receive a PG-13 rating.

Confident College Prep

College Application Do's and Don'ts

The Anxiety of the College Essay

College Application Options

The College Application: A Common Approach

Searching for Scholarships

Campus Visits: Why They Are Important

Safety on Campus

Step 1
ACT Overview

Step 2
Take a Test

Step 3
Score and Analyze

Step 4
Review Your Skills

Step 5
Rework Your Test

st - My status for ACT

Use this blue menu bar to navigate from step to step.

Students can always check their status by clicking on the **My Status** link on this green menu bar.

Getting Started

Welcome to the StudyGuide for the ACT. This program will identify your weakest ACT skills and help you raise your score with targeted lessons and quizzes. You can boost your ACT score significantly in as little as 20 hours if you follow this simple five-step plan:

Step 1: ACT Overview

Become familiar with the ACT format. (15 minutes)

Step 2: Take a Test

Take a full-length sample ACT test. (3 hours)

Step 3: Score and Analyze

Enter your scores into the program and receive a Skills Feedback Report which shows your weakest ACT skills. (15 minutes)

Step 4: Review Your Skills

Work on your weakest skills. (20+ hours)

Step 5: Rework Your Test

Rework every question you got wrong or left blank on the sample test you took in Step 2. (1-3 hours)

Here is an overview of the 5 Steps and about how much time each takes to complete.

When you're ready to begin, click on the **Step 1: ACT Overview** link, located in the menu bar at the top of the page.

MME Score=

- 1=Advanced
- 2=Proficient
- 3=Partially Proficient
- 4=Not Proficient



English Score=

89 of 115 ACT questions
+19 Work Keys questions

Science Score=

20 of 40 ACT questions
+ 32 Michigan Science Test questions

Math Score=

36 of 60 ACT questions
+ 16 Work Keys questions
+16 Michigan Math test questions

Social Studies Score=

6 Work Keys questions
+ 28 Michigan Social Studies questions

WorkKeys= A test that measures applied math, locating/reading information & other work place skill levels.

ACT



- Because the majority of your MME score comes from your ACT score, you are **best served** by preparing for the ACT!
- 5 Sections:
 - English
 - Math
 - Reading
 - Science
 - Writing

ACT Top Two Tips:



- ANSWER ALL QUESTIONS!
 - There is no penalty for wrong answers, so it is best to fill in every question.
 - **Guess** if you aren't sure.
 - If time is running out and you aren't finished, **guess by bubbling in empty ovals.**
- ANSWER EASY QUESTIONS FIRST, THEN GO BACK FOR OTHERS!
 - The easy questions are mixed in with the difficult ones.
 - Does NOT go from easiest to hardest questions.

English



- 75% of your MME scores comes from ACT English Multiple Choice questions
- 75 questions in 45 minutes (5 passages)
- 40 questions are on Usage/Mechanics
 - (punctuation, grammar, usage and sentence structure)
- 35 questions are on Rhetorical Skills
 - (Strategy, organization, style)



English Test Strategies


- Pace yourself!
- SIMPLICITY!
 - Look for the writing style used in the sentence
 - Understand the context of the question.
 - Look for the author's voice.
- New: you have a choice of NO CHANGE.
- Reread the sentence, using your selected answer.

English practice



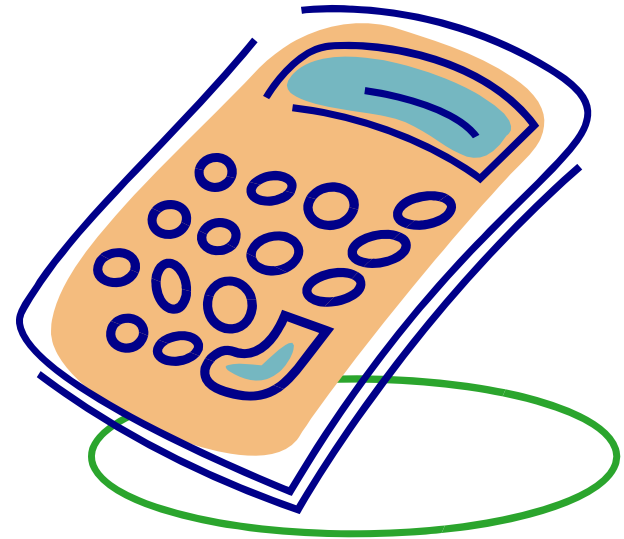
- Turn to page 14 in your practice test.
- Begin reading passage 1 on *The Potter's Kiln*.
- Mark your answers in your book.
- Check your answers in the back.

- What strategies did you need to use?



Mrs. Schamp says...

- Get a calculator NOW and practice using it
- You can't take out your phone like you do in class now.
- A graphing calculator is fine; it doesn't have to be expensive or fancy.



Math



- 60 questions in 60 minutes
- 40% of the questions come from math you learned BEFORE high school.
- To get a 19 (average score on ACT) you need roughly 50% correct (30 out of 60)
- Areas covered:
 - Pre-algebra/Elementary Algebra-24 questions
 - Intermediate Algebra/Coordinated Geometry: 18
 - Plane Geometry/Trig: 18

Math Strategies



- Pace yourself!
- Do the problems you know **first**. Look at #35 on page 30. Easy question!
- The questions with a great deal of text are usually easy to answer.
- Answer **ALL** the questions. Each question is one point whether pre-algebra or trig question!

Math Practice



- Turn to page 26, Mathematics Test.
- Answer questions in your booklet
- Answers are in back.
- What strategies did you need to use?

Science




- 40 questions in 35 Minutes
- **Advanced knowledge is not required!**
- Covers Biology, Chemistry, Physics, Earth and Space Sciences
 - Scientific reasoning skills over recall of content
 - Graph reading, tables and scatter plots
 - Experiment/research descriptions
 - Comparing alternative viewpoints

Science Strategies



- Pace yourself!
- CHARTS and GRAPHS are key!
- Science test is really a READING test!
- A great deal of text, but little of it is used to answer the question.
- The question usually directs you to the location of the answer (graph, problem, etc.)



Mr. Meisner says....

- Answer EVERY question, don't skip anything!
- Strategy:
 - Skip the paragraph,
 - look at the graph first,
 - look at the axis,
 - then look at the questions,
 - and then read the paragraph.



Science Practice



- Turn to p. 42 and choose a Science passage.
- Mark your answers in your booklet.
- Answers are in the back.

- What strategies did you use?

Reading



- 40 questions in 35 minutes
- Tests your reading comprehension:
 - Derive meaning from what is explicitly stated AND reasoning to determine implicit meaning.
 - Making comparisons
 - Determining main idea
 - Meaning of context dependent on words
 - Analyze author's voice
- Four passages on
 - Humanities, Social Science, Natural Science, Prose/Fiction



Reading Strategies

- Pace yourself!
- Review terms:
 - Theme, Narrative, Mood, Structure
- Learn vocabulary:
 - It can be reasonably inferred...
 - The narrator most nearly portrays...
 - The primary principle underlying...
 - The narrator is most nearly asserting that...



Reading Practice

- Choose one of the passages from p. 34 to 41.
 - 1: Prose Fiction (34-35)
 - 2: Social Science (36-37)
 - 3: Humanities (38-39)
 - 4: Natural Science (40-41)
- Answer questions in your booklet.
- Answers are in the back

Writing



- 30 Minute Essay Test
- Writing skills
- One prompt defines an issue and presents two points of view
- Write on your position (you can adopt either perspective or present your own point of view)

Mrs. Robinson says....



- 1. Outline first
- 2. Creative first sentence
- 3. Thesis statement in intro
- 4. Claim, data, warrant
- 5. At LEAST three paragraphs
- 6. Need a conclusion, even one sentence, don't leave unfinished.
- You've learned this since 9th grade!

Writing Strategies




- Pace yourself!
- The more you know about current issues, the better.
- Writing an editorial or letter to the editor is good practice.
- You are judged on:
 - Taking a position
 - Staying focused and on topic
 - Developing a position using reasoning and supporting ideas
 - Organizing your ideas in a logical way.
 - Writing clearly and effectively (mechanics)

Writing Practice



- Turn to p. 58 and reading the Writing Prompt on choosing books to read for English class.
- You can begin writing your response beginning on p. 75.
- Look at p. 67 to see sample essays and scoring explanations.


What to bring to the MME tests



- 2 No. 2 pencils
- Picture ID
- Calculator (optional), but you *should* have one
- Watch, if desired

- **ABSOLUTELY NO PHONES**

Senior Hawks



- Welcome **Chris Massey** and **Tiera Parker!** They improved **TREMENDOUSLY** from the first time they took the ACT to the second time. How did they do it?!



Now You Know....

- Prepare for the MME!
- Visit the free web sites! (Actstudent.org)
- Review the free practice test booklet!
- Remember the strategies!
- Answer every question!
- Answer the easy ones first!

- **GOOD LUCK JUNIORS!**
 - **GO HAWKS!**