

Financial Aid



What is Federal Financial Aid?

- Grant Programs
 - Pell Grant
 - Federal Supplemental Educational Opportunity Grant
- Federal Work Study Program
- Federal Loan Programs
 - Perkins Loan
 - 4 Types of Direct Loans
 - Federal Direct Subsidized Stafford (financial need)
 - Federal Direct Unsubsidized Stafford
 - Federal Direct PLUS (for parents of undergrads)
 - Federal Direct Consolidation Loans



Free Application for Federal Student Aid (FAFSA)

- Initial step in the application process
- Core document to apply for financial aid
- Used to calculate an Expected Family Contribution (EFC)
- Confirms certain eligibility requirements

The screenshot displays the FAFSA website interface. At the top, it reads 'FAFSA FREE APPLICATION FOR FEDERAL STUDENT AID July 1, 2010 - June 30, 2011'. Below this, there are sections for 'START HERE GO FURTHER FEDERAL STUDENT AID' and 'Free Application for Federal Student Aid'. The main content area is titled 'Federal Student Aid FAFSA' and features three numbered steps: 1. Before Beginning a FAFSA, 2. Filling Out a FAFSA, and 3. FAFSA Follow-up. Each step includes a brief description and a list of links for further information. For example, step 1 includes links for 'FAFSA on the Web Worksheet', 'Lienar la FAFSA en español', and 'Renovación en español'. Step 2 includes links for 'Fill out a FAFSA', 'Lienar la FAFSA en español', and 'Renovación en español'. Step 3 includes links for 'Find your FAFSA online!', 'Check Status of a submitted FAFSA or print Signature Page', and 'Make Corrections to a processed FAFSA'. The website also includes a 'FAFSA Alerts' section with 'FAFSA Deadlines' and 'Scheduled Maintenance' information. The footer contains 'FOIA | Privacy | Security | Notices' and 'WhiteHouse.gov | USA.gov | ED.gov'.

FAFSA

- Cannot submit earlier than January 1, 2012
- Valid for periods beginning summer 2012 and ending after summer 2013, but generally not more than 12 months
- No fees

The image shows a screenshot of the FAFSA website. At the top, it says 'FAFSA FREE APPLICATION FOR FEDERAL STUDENT AID July 1, 2010 - June 30, 2011'. Below this, there are sections for 'Using Your Tax Returns', 'Filing Out the FAFSA', and 'Submitting Your FAFSA'. A central banner reads 'Federal Student Aid FAFSA' and lists three main steps: 1. Before Beginning a FAFSA, 2. Filling Out a FAFSA, and 3. FAFSA Follow-up. A sidebar on the left features a 'Special Announcements' section with a question mark icon and the text 'Juniors, Looking for an early start on the FAFSA?'. The footer contains links for FOIA, Privacy, Security, Notices, WhiteHouse.gov, USA.gov, and ED.gov.

How to Apply

– Paper application:
Sent via US mail

The image shows two screenshots of the FAFSA website. The top screenshot is the main FAFSA page, titled 'FREE APPLICATION FOR FEDERAL STUDENT AID July 1, 2010 - June 30, 2011'. It features a navigation bar with 'FAFSA Home', 'Student Aid on the Web', 'Application Deadlines', 'PIN Site', 'Help', 'Contact Us', 'FAQs', 'Site Map', and 'About Us'. The main content area is divided into sections: 'Use this form to apply for federal and state student grants, work-study and loans. Or apply free online at www.fafsa.ed.gov', 'FAFSA AID DEADLINES' (listing deadlines for various states and programs), and 'Applying by the Deadlines' (providing instructions for when to submit applications). The bottom screenshot is a detailed page titled 'Federal Student Aid FAFSA' with a 'START HERE! GO FURTHER! FEDERAL STUDENT AID' banner. It features a numbered list of steps: 1. Before Beginning a FAFSA, 2. Filling Out a FAFSA, and 3. FAFSA Follow-up. Each step includes detailed instructions and links to relevant resources. A 'Special Announcements' section highlights 'Alert! Important changes that may affect your eligibility for student aid.' and 'Juniors, Looking for an early start on the FAFSA?'. A 'Scheduled Maintenance' section notes that the website will be unavailable on every Sunday from 5 a.m. to 11 a.m. (Eastern Time). The footer contains links for 'FOIA | Privacy | Security | Notices' and 'WhiteHouse.gov | USA.gov | ED.gov'.

– FAFSA on the Web:
(FATW) Filed online
using worksheet
(preferred method)

Completing the Paper FAFSA

FAFSA FREE APPLICATION FOR FEDERAL STUDENT AID
July 1, 2010 - June 30, 2011

Use this form to apply for federal and state student grants, work-study and loans.
On apply free online at www.fafsa.ed.gov

Apply by the deadline
For paper-based, submit your application as early as possible, but no later than January 1, 2011. We must receive your application to take that date. Some 2011-2012 colleges must have your correct, complete information by your last day of enrollment in the 2010-2011 school year.
For state or college aid, the deadline may be as early as January 2011. See the table to the right for state deadlines. You may also need to complete additional forms. Check with your high school guidance counselor or a financial administrator at your college about state and college sources of federal aid and deadlines.
If you are filing close to one of these deadlines, we recommend you go online at www.fafsa.ed.gov. This is the fastest and easiest way to apply the aid.

Using Your Tax Returns
If you are approved for the 2010 federal income tax return, we recommend that you complete it before filing your FAFSA. If you have not yet completed your 2010 tax return, you can still submit your FAFSA using last year's information. After you figure your tax return, correct any income or tax information that differs from what you initially submitted on your FAFSA.

Filing Out the FAFSA
Your program on this form will be read electronically. Therefore:
- use black ink and fill in bubbles completely
- print clearly in CAPS in hollowed and/or bold characters only
- report state awards such as FICA, COLA, etc. on this form

Mailing Your FAFSA
After you complete this application, make a copy of page 1 through 4 in your records. Then mail the original of pages 1 through 4 in the attached envelope or card if to:
Federal Student Programs, P.O. Box 487, Mt. Vernon, VA 22124-0487
After your application is processed, you will receive a notice of your information in your Student Account (SAR). If you provide an e-mail address, your SAR will be sent by e-mail within 10 days. If you do not provide an e-mail address, your SAR will be mailed to you within 30 days. If you request that we check the status of your FAFSA, go to www.fafsa.ed.gov or call 1-800-4-FED-AID.

STATE AID DEADLINE
Check with your financial administrator for these states and territories:
AL, AK, AZ, CA, HI, IL, IN, IA, KS, KY, LA, ME, MI, MN, MO, NE, NH, NJ, NY, OH, OK, OR, PA, RI, SC, SD, TN, TX, VA, VT, WA, WI, WY

State	Deadline
AK	April 15, 2011 (state received)
AL	March 15, 2011 (state received)
AR	March 15, 2011 (state received)
CA	September 1, 2011 (state received)
CO	February 1, 2011 (state received)
CT	February 1, 2011 (state received)
DC	February 1, 2011 (state received)
DE	February 1, 2011 (state received)
FL	February 1, 2011 (state received)
GA	February 1, 2011 (state received)
IA	February 1, 2011 (state received)
IL	February 1, 2011 (state received)
IN	February 1, 2011 (state received)
KS	February 1, 2011 (state received)
KY	February 1, 2011 (state received)
LA	February 1, 2011 (state received)
ME	February 1, 2011 (state received)
MI	February 1, 2011 (state received)
MN	February 1, 2011 (state received)
MO	February 1, 2011 (state received)
NE	February 1, 2011 (state received)
NH	February 1, 2011 (state received)
NJ	February 1, 2011 (state received)
NM	February 1, 2011 (state received)
NV	February 1, 2011 (state received)
NY	February 1, 2011 (state received)
OH	February 1, 2011 (state received)
OK	February 1, 2011 (state received)
OR	February 1, 2011 (state received)
PA	February 1, 2011 (state received)
RI	February 1, 2011 (state received)
SC	February 1, 2011 (state received)
SD	February 1, 2011 (state received)
TN	February 1, 2011 (state received)
TX	February 1, 2011 (state received)
VA	February 1, 2011 (state received)
VT	February 1, 2011 (state received)
WA	February 1, 2011 (state received)
WI	February 1, 2011 (state received)
WY	February 1, 2011 (state received)

- Only 5% file paper FAFSA
- Paper FAFSA only available through download at federal Web site or by calling 1-800-4-FED-AID
- Completed and mailed to the federal processor
- Not the preferred way to file
- Takes 2-4 weeks processing time

Completing FAFSA on the Web (FOTW)

START HERE GO FURTHER
FEDERAL STUDENT AID™

FAFSA
Free Application for Federal Student Aid

FAFSA Home Student Aid on the Web Application Deadlines PIN Site Help Contact Us FAQs Site Map About Us

1 Before Beginning a FAFSA
2 Filling Out a FAFSA
3 FAFSA Follow-Up

Special Announcements
[Alert! Important changes that may affect your eligibility for student aid.](#)

Juniors. Looking for an early start on the FAFSA?

High school juniors can take advantage of our FAFSA4caster Web site and learn about the financial aid process, gain early awareness of aid eligibility, and much more.
[Link to FAFSA4caster](#)

Federal Student Aid FAFSA

We have simplified the process of filling out the FAFSA. You can follow each section all of the way through for a comprehensive set of instructions.

- 1 Before Beginning a FAFSA**
Get organized!
To simplify filling out the FAFSA, gather the required documents and other information.
[FAFSA on the Web Worksheet](#)
[Find my school codes](#)
[Students & Parents apply for a PIN](#)
[Check FAFSA Deadline Dates](#)
- 2 Filling Out a FAFSA**
Fill out the FAFSA! It has seven steps that ask about you, your school plans, financial information and more.
[Fill out a FAFSA](#)
[Llenar la FAFSA en español](#)
[Fill out a Renewal FAFSA](#)
[Llenar la FAFSA de Renovación en español](#)
[Continue working on saved FAFSA](#)
[Sign Electronically with your PIN](#)
- 3 FAFSA Follow-up**
Find your FAFSA online! You can go back to your FAFSA to check status, make corrections to a processed FAFSA and get other information.
[Check Status of a submitted FAFSA or print Signature Page](#)
[Make Corrections to a processed FAFSA](#)
[Add or Delete a School Code](#)
[View and print your Student Aid Report](#)

FAFSA ALERTS:
FAFSA Deadlines:
Submit 2007-2008 FAFSA on the Web Applications by **midnight Central Daylight time, June 30, 2008.** [More»](#)
State deadlines are normally much earlier than Federal deadlines. To find your state's deadline, select [state deadlines](#).

Scheduled Maintenance:
FAFSA on the Web will be unavailable on every Sunday from 5 a.m. to 11 a.m. (Eastern Time). We apologize for any inconvenience this may cause. [More»](#)

Site Last Updated: Tuesday, September 18, 2007

FOIA | Privacy | Security | Notices
WhiteHouse.gov | USA.gov | ED.gov

- More than 95% of FAFSAs are now filed online.
- Parents with more than 1 college student can transfer data from original application to others
- Faster turnaround; more accurate
- www.fafsa.gov

FOTW Worksheet



DO NOT MAIL THIS WORKSHEET.

You must complete and submit a *Free Application for Federal Student Aid* (FAFSA) to apply for federal student aid and to apply for most state and college aid. Applying online with *FAFSA on the Web* at www.fafsa.ed.gov is faster and easier than using a paper FAFSA.

For state or college aid, the deadline may be as early as January 2008. See the table to the right for state deadlines. Check with your high school counselor or your college's financial aid administrator about other deadlines.

- Complete this Worksheet only if you plan to use *FAFSA on the Web* to apply for federal student aid.

• Sections in purple are for parent information.

• In parentheses after each question is the number that is used on *FAFSA on the Web* and the paper FAFSA.

- Submit your FAFSA early, but not before January 1, 2008.

Apply Faster—Sign your FAFSA with a Federal Student Aid PIN.

If you do not have a PIN, you can apply for one at www.pin.ed.gov. You will receive your PIN and then you can electronically sign when you submit your FAFSA. If you are providing parent information, one parent must also sign your FAFSA. To sign electronically, your parent should also apply for a PIN.

You will need the following information to complete this Worksheet:

- Your Social Security Number and your parents' Social Security Numbers if you are providing parent information;
- Your driver's license number if you have one;
- Your Alien Registration Number if you are not a U.S. citizen;
- 2007 federal tax information or tax returns (including IRS W-2 information) for yourself (and spouse if you are married) and for your parents if you are providing parent information. If you have not yet filed a 2007 income tax return, you can still submit your FAFSA but you must provide income and tax information.
- Records of untaxed income, such as Social Security benefits, welfare benefits (e.g., TANF), and veterans benefits, for yourself, and your parents if you are providing parent information; and
- Information on savings, investments, and business and farm assets for yourself, and your parents if you are providing parent information.

WARNING!

Be wary of organizations that charge a fee to submit your application or to find you money for college. In general, the help you pay for can be obtained for free from your college or from Federal Student Aid.

NOTE:

If you or your family have unusual circumstances (such as loss of employment), complete *FAFSA on the Web* to the extent you can, then submit the application and consult the financial aid office at the college you plan to attend.

STATE AID DEADLINES	
Check with your financial aid administrator for these states and territories: AL, *AS, CO, *FM, GA, *GU, *HI, *IL, *IN, *MP, *NE, *NM, *NY, *OR, *PR, *PW, *SD, *TX, UT, *VA, *VI, *VT, WA, WI, and *WY.	
AK	April 15, 2008 (date received)
AR	Academic Challenge - June 1, 2008 Workforce Grant - Contact your financial aid administrator. Higher Education Opportunity Grant - June 1, 2008 (fall term) - November 1, 2008 (spring term) (date received)
AZ	June 30, 2009 (date received)
* CA	Initial awards - March 2, 2008 Additional community college awards - September 2, 2008 (date postponed)
* CT	February 15, 2008 (date received)
DC	June 30, 2008 (date received by state)
DE	April 15, 2008 (date received)
FL	May 15, 2008 (date processed)
IA	July 1, 2008 (date received)
* ID	March 1, 2008 (date received)
# IL	First-time applicants - September 30, 2008 Continuing applicants - August 15, 2008 (date received)
IN	March 10, 2008 (date received)
* *KS	April 1, 2008 (date received)
# KY	March 15, 2008 (date received)
LA	July 1, 2008 (date received)
# MA	May 1, 2008 (date received)
MD	March 1, 2008 (date received)
ME	May 1, 2008 (date received)
MI	March 1, 2008 (date received)
MN	30 days after term starts (date received)
MO	April 1, 2008 (date received)
# MS	MTAG and MESG Grants - September 15, 2008 HELP Scholarship - March 31, 2008
# MT	March 1, 2008 (date received)
NC	March 15, 2008 (date received)
ND	March 15, 2008 (date received)
NH	May 1, 2008 (date received)
NJ	June 1, 2008, if you received a Tuition Aid Grant in 2007-2008 All other applicants - October 1, 2008, fall and spring terms - March 1, 2009, spring term only (date received)
* NY	May 1, 2009 (date received)
OH	October 1, 2008 (date received)
* OK	April 15, 2008 (date received) for best consideration
* PA	All 2007-2008 State Grant recipients & all non-2007-2008 State Grant recipients in degree programs - May 1, 2008 All other applicants - August 1, 2008 (date received)
# RI	March 1, 2008 (date received)
SC	Tuition Grants - June 30, 2008 (date received)
# TN	State Grant - March 1, 2008 State Lottery - September 1, 2008 (date received)
* WV	March 1, 2008 (date received)
# For priority consideration, submit application by date specified.	
* Additional form may be required.	


- Families can use time wisely by completing a worksheet before accessing FOTW

- Available on website- www.fafsa.gov after December 31, 2011

Reasons to File Electronically

- ➔ Built-in edits to prevent costly errors
- ➔ Skip-logic allows student and/or parent to skip unnecessary questions
- ➔ More timely submission of original application and corrections
- ➔ More detailed instructions and “help” for common questions
- ➔ Ability to check application status online





Get help paying for college

Submit a Free Application for Federal Student Aid (FAFSA)

[Start Here](#)

- Start or continue your FAFSA
- Correct your FAFSA
- Check the status of your FAFSA, and more...

[Deadlines](#)

Information about your deadlines.

[School Code Search](#)

Find your college's school code. Also find detailed information about your college.

[FAFSA Filing Options](#)

Learn about the other options for filing your FAFSA.

Site Last Updated: Wednesday, January 5, 2011

[Announcements](#)

- The new 2011-2012 FAFSA is here! To begin your application, click Start Here above.

[Thinking About College?](#)



Use *FAFSA4caster* to see how federal student aid can help you pay for college!



Watch real students share why they are going to college.

Due to scheduled site maintenance, FAFSA on the Web will be unavailable every Sunday from 5 a.m. to 9 a.m. (Eastern Time). We apologize for any inconvenience this may cause.

Children of Soldiers

- Maximum Federal Pell Grant eligibility for a student whose parent or guardian was a member of the Armed Forces and died as a result of performing military service in Iraq or Afghanistan after 9/11/2001, provided that child was under 24 years old or was enrolled in college at the time of the parent or guardian's death.
- Eligible students will be identified through the Departments of Defense and Veterans Affairs

What Data Is Required?

Step 1: Student demographic information

Step 2: Student financial information

Step 3: Dependency status questions


Step 4: Parent financial information

Step 5: Independent student household information

Step 6: List of colleges to receive results

Step 7: Signatures and certifications

How The Data Is Used



- Determine federal compliance:
 - Social Security
 - Selective Service
 - U.S. Citizenship and Immigration Services
 - Federal debts

How The Data Is Used



- In a statutory formula called the Federal Methodology
- Looks at income, assets, and size of family to determine family's "ability to pay" for education
- Results are called the Expected Family Contribution (EFC)

Student Financial Aid (SFA) PIN

The screenshot shows the homepage of the Federal Student Aid PIN website. At the top left is the U.S. Department of Education logo with the slogan "START HERE GO FURTHER FEDERAL STUDENT AID". To the right is the text "Federal Student Aid PIN". Below the header is a navigation menu with links for "PIN Home", "Help", "Contact Us", "FAQs", and "About Us". A left sidebar contains a list of actions: "Apply For PIN", "Check PIN Status", "Request A Duplicate PIN", "Change My PIN", "Update My Personal Information", "Disable My PIN", "Reestablish My PIN", and "Activate My PIN". Below the sidebar is a "Helpful Links" section with links to "Student Aid on the Web" and "Links to Federal Student Aid Electronic Services". The main content area features a large heading "Welcome to the Federal Student Aid PIN Web site" with a blue dot graphic. Below this is a paragraph explaining the website's purpose and a "Your PIN can be used each year to electronically apply for federal student aid..." section. A blue box on the right contains the heading "Apply For a PIN", a paragraph explaining the application process, and an "APPLY NOW" button.

- Sign FAFSA electronically
- Can request PIN before January 1, 2012
- Name, SSN, DOB match with Social Security Administration
- Real time PIN to be issued and confirmed after use
- May be used by students and parents throughout aid process, including subsequent school years

www.pin.ed.gov

If No PIN: Signature Options

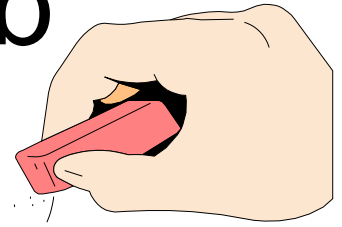
- Print signature page and submit within 14 days
- If signature page not received by Central Processing System within 14 days, student receives rejected Student Aid Report (SAR)
- Rejected SAR must be signed and submitted



FAFSA Processing Results

- Central Processing System notifies student of processing results by:
 - E-mail notification containing a direct link to student's online Student Aid Report (SAR) if student's e-mail was provided on paper or electronic FAFSA (allow the following address to your email account to prevent landing in junk mail)
www.federalstudentaidfafsa@cpsemail.ed.gov
 - Student with PIN may view application/status online at www.fafsa.gov

Corrections on the Web




- Available regardless if original application was paper or electronic.
- Student's PIN required to access.
- Parents must have PIN to correct parent information.
- Pop-up message will appear when student tries to correct transaction already corrected by a school.

Avoid Errors!

- Errors on the FAFSA or supplemental forms may delay application processing and result in the loss of financial aid funds.
- Students/parents are encouraged to read the instructions and complete the forms carefully!



Who is the Parent When Completing the FAFSA?



- **If the parents are both living and married to each other**, answer the questions about both of them.
- **If the parent is widowed or single**, answer the questions about that parent only. If the widowed parent has remarried **as of today**, answer the questions about that parent and the person to whom the parent is married.
- **If the parents have divorced or separated**, answer the questions about the parent the student lived with most in the last 12 months. If the student did not live with one parent more than with the other, answer about the parent who provided the most financial support during the last 12 months or during the most recent year that the student was supported by a parent. If this parent has remarried **as of today**, answer the questions about both that parent and the person to whom the parent is married.
- **If the parent is widowed or divorced and has remarried**, answer the questions about both that parent and his or her **current** spouse. The marital status of the student's parents in this case is "married/remarried."

Independent Student Criteria


- Born before January 1, 1987
- Enrolled in a graduate program
- Married
- Veteran of the U.S. Armed Forces or currently serving on Active duty in the US Armed Forces for purposes other than training
- Has child(ren)/dependents for whom he/she provides more than half support
- Both parents are deceased
- Is/was an orphan, ward of the court or in foster care until age 18
- Is/was an emancipated minor as determined by a court in state of legal residence
- Is/was under legal guardianship as determined by a court in state of legal residence
- Is/was an unaccompanied youth who was homeless or at risk of being homeless
 - Most high school students will not be independent but, in extraordinary circumstances, the college aid administrator can override dependency. Contact the college aid office for help.

Special Exceptions

- Student's parents refuse to provide information for FAFSA
 - Student can borrow an unsubsidized Stafford loan only-must document with college or university
- Student doesn't have contact with parents due to estranged relationship or other circumstances (possible dependency override)-documentation required-must contact financial aid office at college/university


Other Important Tips for Students

- Michigan students must submit the FAFSA between January 1-March 1, 2012 for priority consideration.
- Due to economic circumstances in Michigan, colleges/universities have experienced an increase in financial aid applications
- Submitting the FAFSA after high school graduation is considered late by most schools
- Student may not have funds available when classes start if they apply late
- Respond promptly to requests for information
- Delays can mean losing funds for which the student may be eligible




Special Circumstances

- Change in employment status after filing FAFSA
- Medical expenses not covered by insurance
- Change in parent's marital status after filing FAFSA
- Unusual dependent care expenses



Special Circumstances

- Cannot report on FAFSA
- Send explanation to financial aid office at each college
- College will review special circumstances
- College may request additional documentation



Supplemental Forms

- Institutional application
- Stafford loan application
- Parent (PLUS) Loan application
- CSS Financial Aid PROFILE (school aid)



Warning to Parents/Students: Don't Get Hooked by Misleading Scholarship Offers

➤ College aid offers are everywhere

- Internet
- Mail
- Newspapers
- Magazines
- Telephone





Warning Signs of Scam

- High application fees
- Guaranteed winnings
- Everybody is eligible
- Masquerading as federal agency
- Claims of government approval
- Time pressure
- Unusual requests for personal information
- <http://www.ftc.gov/scholarshipscams>



Additional Federal Information

www.studentaid.ed.gov

www.studentaid.ed.gov/collprep

www.studentaid.ed.gov/guide

www.studentaid.ed.gov/scholarship

www.michigan.gov/mistudentaid

www.finaid.org

1-800-4-FED-AID



Local Scholarships

HHS seniors may be eligible for awards that have been donated through private citizens or local organizations.

Pick up applications in the counseling office
They will be available on Monday, 2/20.

**Completed applications are due
NO LATER than 2:30 P.M. on Friday, March 23rd.**





**Go to
micollegegoal.org
for further information**

**Visit website for dates in February
Open house between 2-4 pm
to have an expert help you
complete the FAFSA**