

# ***Facilities Study Survey Report***

The Facilities Study Team, consisting of approximately thirty community members, began conducting meetings in early September. Since that time, the team has invested more than 1,200 hours in learning about the District's dire financial situation, understanding the funding model employed by the State of Michigan and its impact on our District, current population projections, and the needed renovation costs for each building/school. This document reports the results of the Facilities Study Survey, issued to the larger school community by FPS administration and conducted over the last several weeks.



### Facility Study Team Survey Summary

Please indicate your level of agreement with the following options as described in the Facility Study Team report.

#### All Respondents

	Strongly Agree		Agree		Neutral/No Opinion		Disagree		Strongly Disagree		Rating Average	Response Count
Orchard Lake	311	28%	257	23%	227	20%	112	10%	214	19%	3.30	1121
Shiawassee	131	12%	138	13%	213	20%	146	13%	459	42%	2.39	1087
Grand River	159	14%	144	13%	210	19%	149	14%	439	40%	2.49	1101
											<i>answered question</i>	<b>1165</b>
											<i>skipped question</i>	<b>766</b>

#### "Parent" Respondents

	Strongly Agree		Agree		Neutral/No Opinion		Disagree		Strongly Disagree		Rating Average	Response Count
Orchard Lake	254	30%	200	24%	144	17%	88	10%	161	19%	3.35	847
Shiawassee	91	11%	100	12%	133	16%	113	14%	378	46%	2.28	815
Grand River	122	15%	106	13%	133	16%	115	14%	358	43%	2.42	834
											<i>answered question</i>	<b>877</b>
											<i>skipped question</i>	<b>518</b>

#### "Staff" Respondents (teachers, support staff, administrators)

	Strongly Agree		Agree		Neutral/No Opinion		Disagree		Strongly Disagree		Rating Average	Response Count
Orchard Lake	33	21%	40	26%	39	25%	20	13%	23	15%	3.26	155
Shiawassee	25	16%	24	15%	39	25%	25	16%	44	28%	2.75	157
Grand River	20	13%	21	14%	36	24%	32	21%	43	28%	2.63	152
											<i>answered question</i>	<b>166</b>
											<i>skipped question</i>	<b>127</b>

#### "Community" Respondents

	Strongly Agree		Agree		Neutral/No Opinion		Disagree		Strongly Disagree		Rating Average	Response Count
Orchard Lake	42	25%	36	22%	24	15%	18	11%	45	27%	3.07	165
Shiawassee	18	11%	18	11%	19	12%	27	17%	78	49%	2.19	160
Grand River	22	13%	24	15%	18	11%	23	14%	77	47%	2.34	164
											<i>answered question</i>	<b>173</b>
											<i>skipped question</i>	<b>111</b>

## "Parent" Respondents

*Please indicate which school(s) you or your children attend AND/OR which location(s) at which you are employed (mark all that apply):*

Answer Options	Response Percent	Response Count
Farmington Community School	2.2%	27
Alameda Center	4.7%	58
Beechview	2.4%	29
Eagle	4.4%	54
Flanders	3.8%	47
Forest	7.2%	88
Gill	3.0%	37
Highmeadow	12.5%	153
Hillside	7.4%	91
Kenbrook	6.4%	79
Lanigan	4.9%	60
Longacre	3.9%	48
William Grace	2.6%	32
Wood Creek	1.2%	15
Wooddale	11.2%	137
Dunckel MS	20.5%	251
East MS	7.4%	91
Power MS	5.8%	71
Warner MS	8.2%	100
Farmington HS	9.4%	115
Farmington Central HS	0.9%	11
Harrison HS	7.9%	97
North Farmington HS	15.3%	188
Cloverdale Center	0.2%	2
Visions Unlimited	0.3%	4
Central Office	0.1%	1
Maxfield Training Center	0.1%	1
Transportation	0.0%	0
Ten Mile	0.1%	1
Maintenance	0.0%	0
	<i>answered question</i>	<b>1226</b>
	<i>skipped question</i>	<b>169</b>

## "Staff" Respondents (teachers, support staff, administrators)

*Please indicate which school(s) you or your children attend AND/OR which location(s) at which you are employed (mark all that apply):*

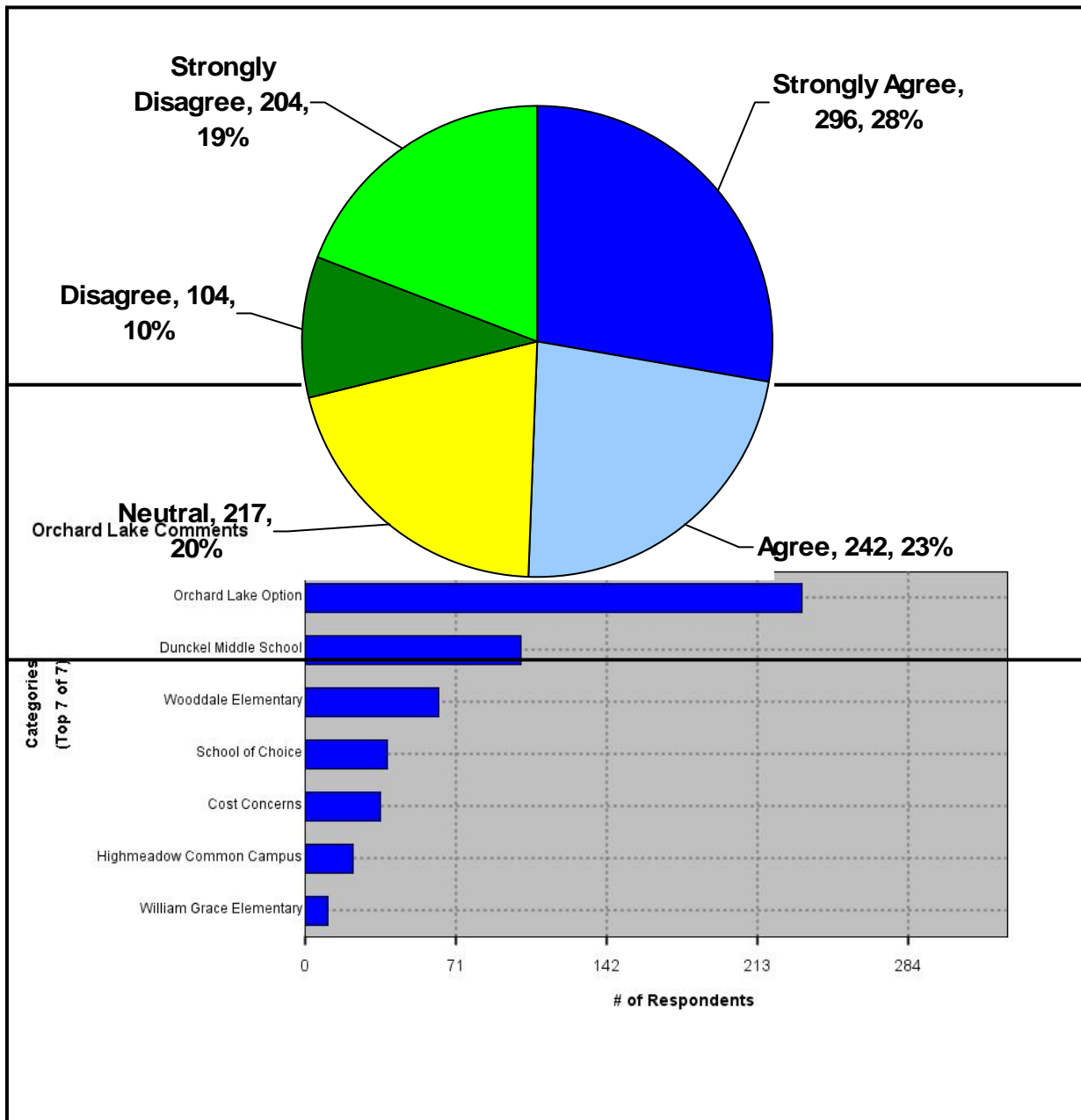
Answer Options	Response Percent	Response Count
Farmington Community School	4.1%	10
Alameda Center	8.3%	20
Beechview	4.1%	10
Eagle	5.4%	13
Flanders	6.2%	15
Forest	5.8%	14
Gill	6.2%	15
Highmeadow	7.9%	19
Hillside	5.4%	13
Kenbrook	3.3%	8
Lanigan	5.0%	12
Longacre	5.0%	12
William Grace	4.1%	10
Wood Creek	2.1%	5
Wooddale	5.4%	13
Dunckel MS	11.6%	28
East MS	11.6%	28
Power MS	6.2%	15
Warner MS	9.1%	22
Farmington HS	5.4%	13
Farmington Central HS	0.8%	2
Harrison HS	11.2%	27
North Farmington HS	12.0%	29
Cloverdale Center	2.1%	5
Visions Unlimited	2.5%	6
Central Office	2.9%	7
Maxfield Training Center	2.1%	5
Transportation	0.8%	2
Ten Mile	0.8%	2
Maintenance	2.1%	5
	<i>answered question</i>	<b>242</b>
	<i>skipped question</i>	<b>51</b>

### Orchard Lake Option

Close two elementary schools (William Grace and Wooddale) with no changes to existing middle schools, Pre-K schools, or to current non K-12 programming/buildings. Pre-K programming at elementary schools would be moved to the Farmington Community School. The potential for closing a third elementary school before 2013/14 is relatively small. The Maxfield Training Center would be closed with its staff/resources absorbed by other District facilities.

The District could expect to save about \$1.46 million a year. The total capital expenditures (estimated by TMP) related to the closed buildings for the five-year window that could be avoided amount to approximately \$1.315 million. The costs required to implement this option may approach \$1.781 million.

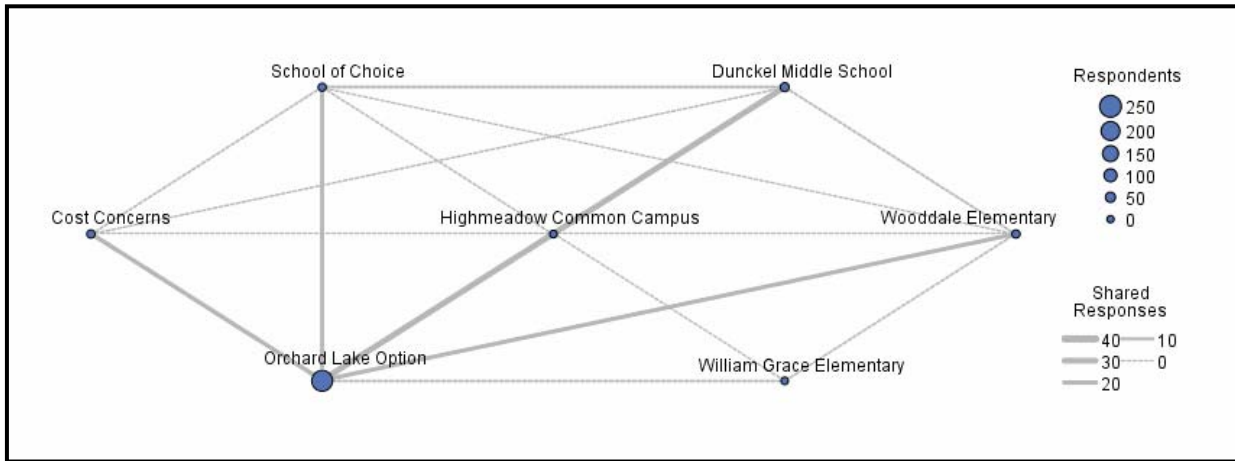
**Orchard Lake Option – Level of Agreement**  
 1073 Respondents  
 794 Blanks



This graph depicts the number of

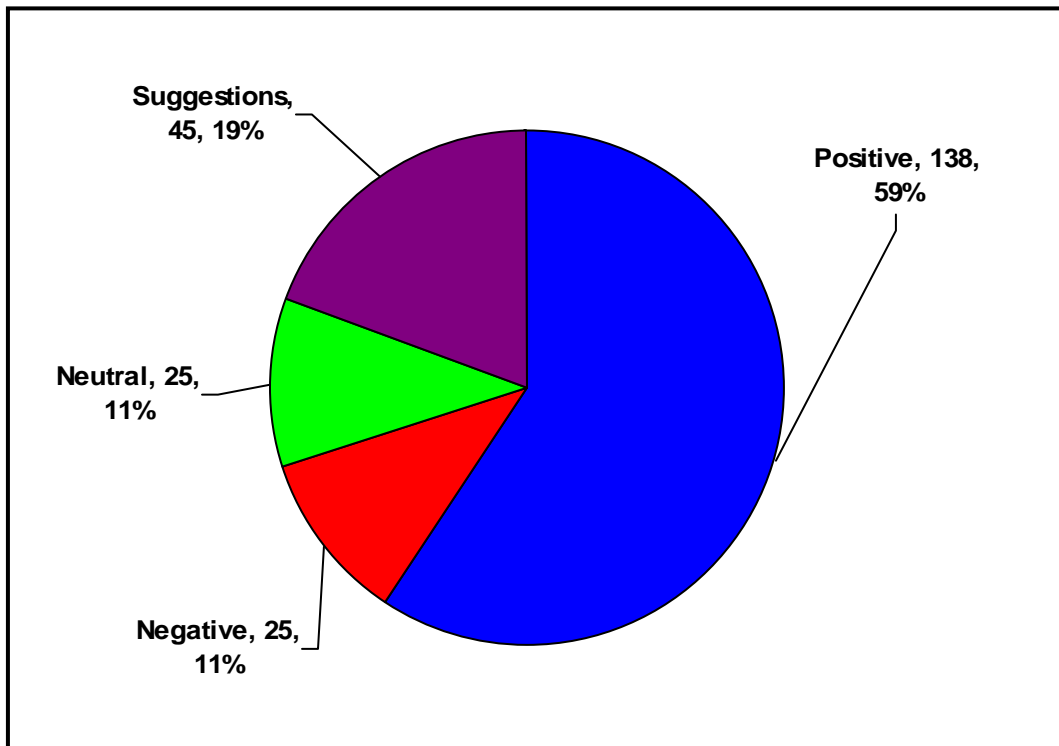
respondents commenting on a particular category. There may be duplications dependent on the comment, such as a respondent reflecting on both Wooddale Elementary and Dunckel Middle School.

**Orchard Lake Option – 233 Responses**



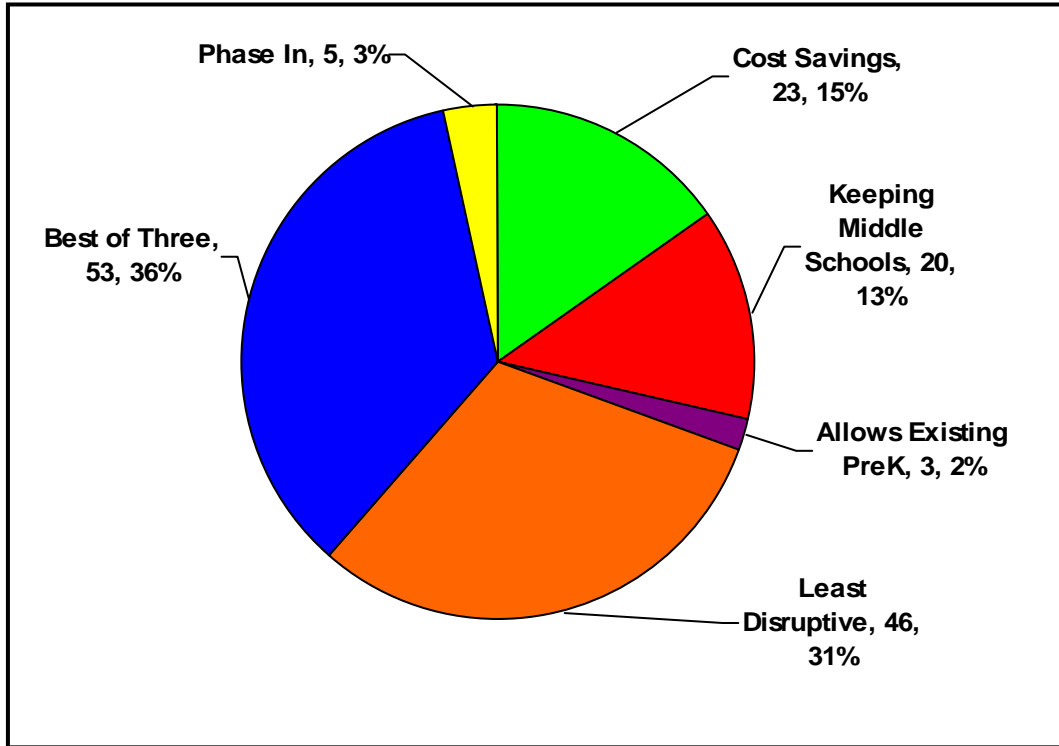
The above graph depicts how comments or responses pertaining to the Orchard Lake Option reflected other categories such as, Dunckel Middle School, Highmeadow Common Campus, Cost Concerns, School of Choice, Wooddale and William Grace Elementary Schools. The thicker the line, the more shared responses occurred.

**Orchard Lake Option Comments  
By Type**

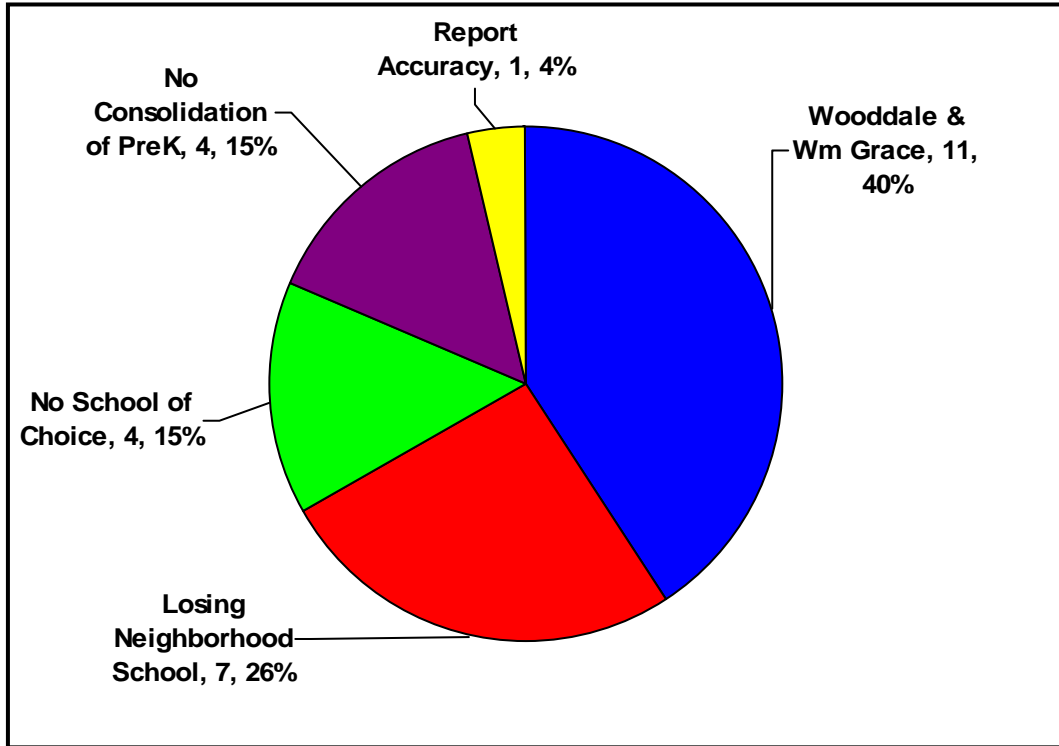


This pie chart reflects the breakdown of responses by type, such as, positive and negative responses to the plan. Chart depicts type, numbers of responses and percent.

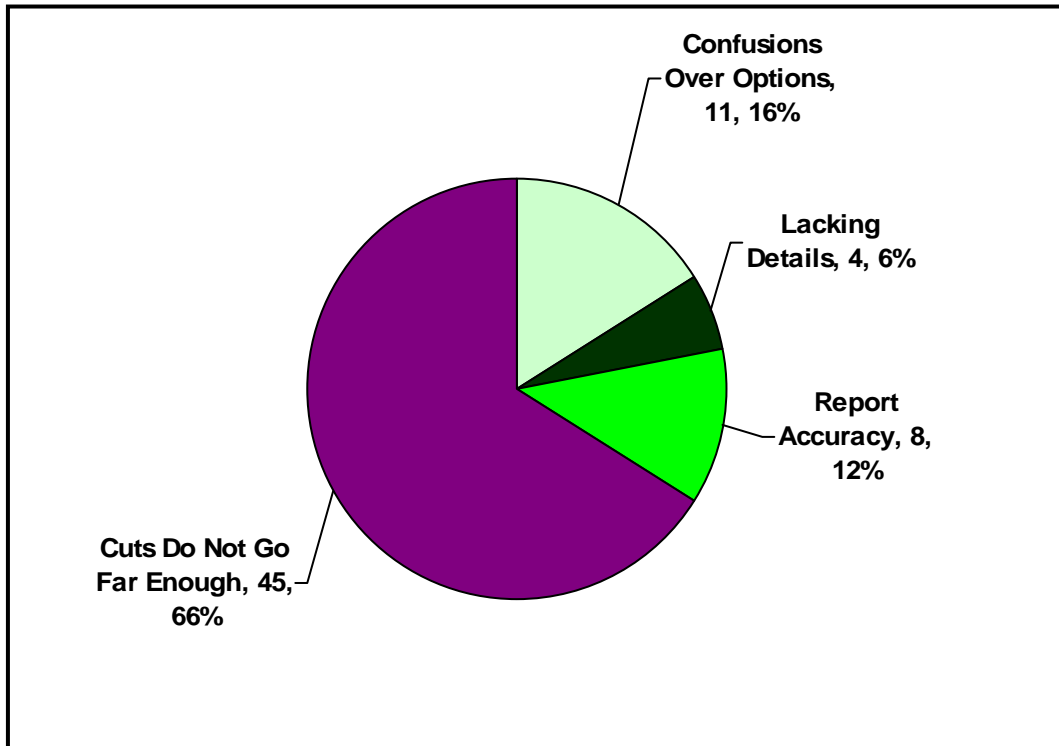
### Orchard Lake Positive Responses Detail



### Orchard Lake Negative Responses Detail



### Orchard Lake Neutral and Suggestions Responses Detail

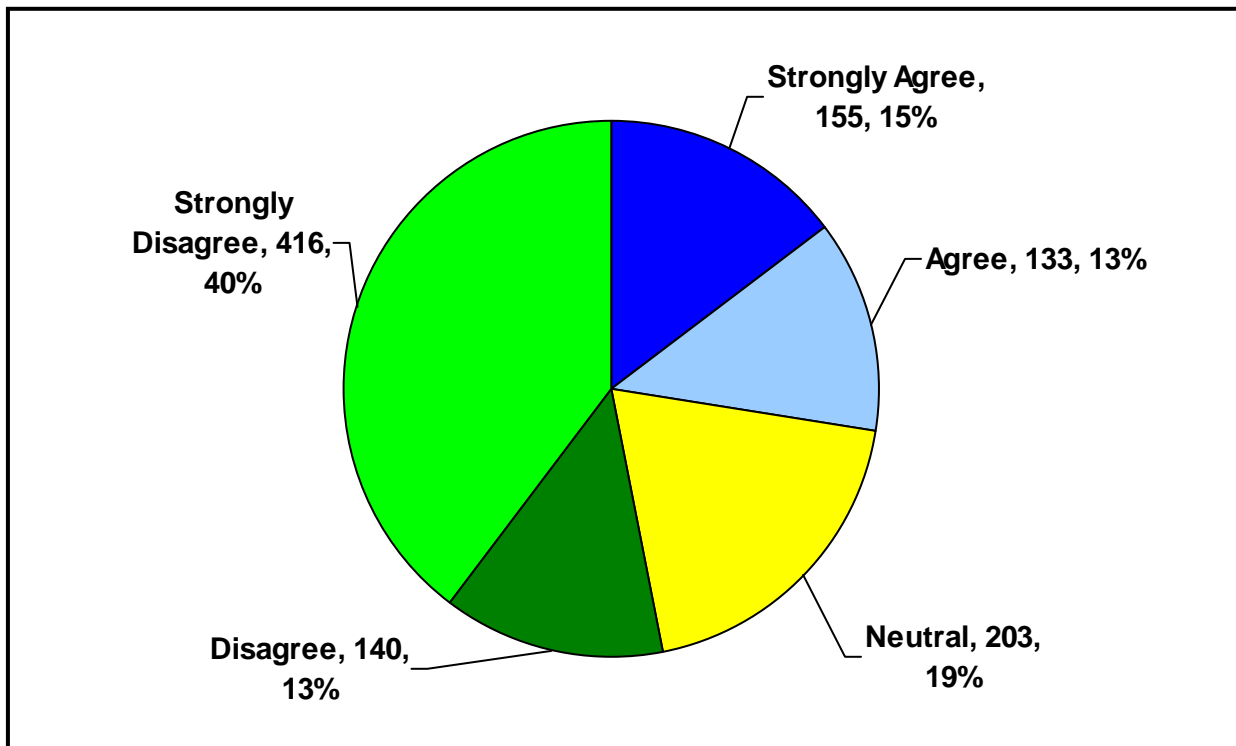


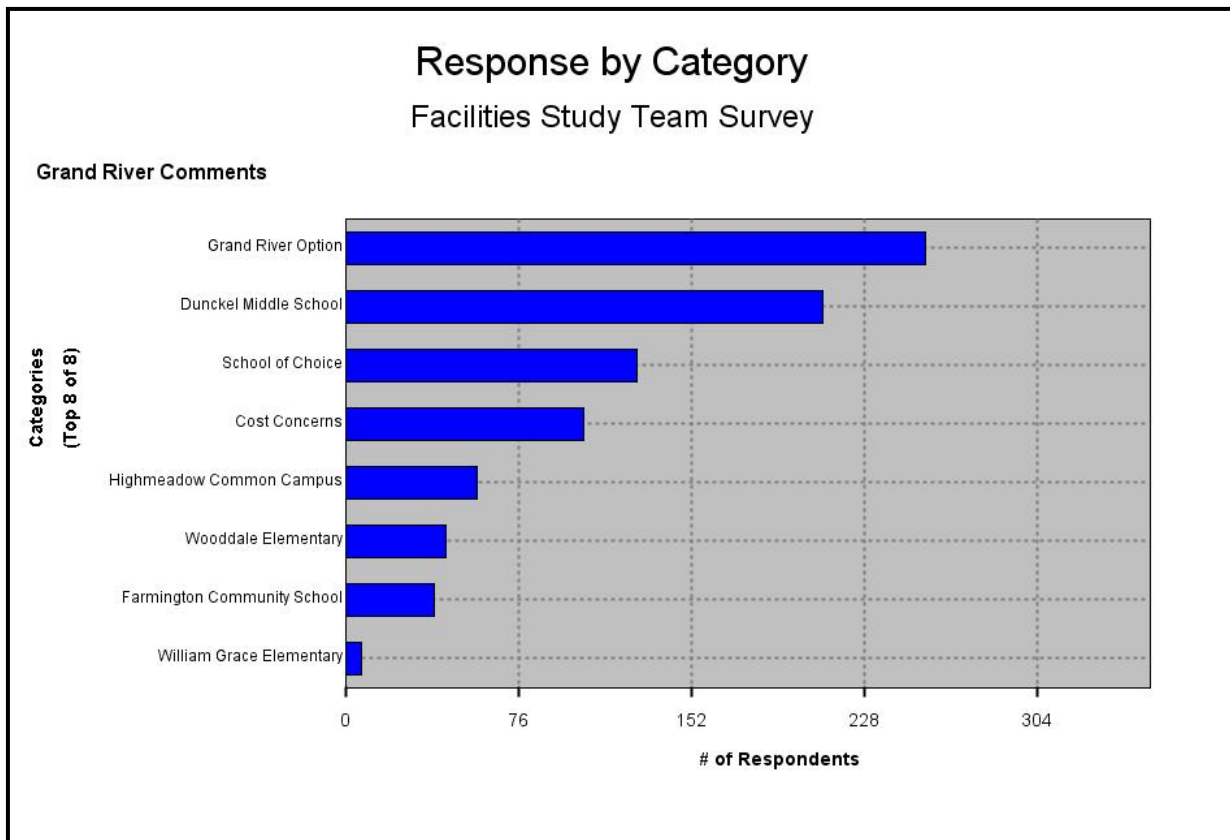
### Grand River Option

Close three schools (William Grace, Wooddale, and Farmington Community School). Consolidate to three middle schools and repurpose the O.E. Dunckel Middle School allowing for school-of-choice program expansion to K-8. All non-school-of-choice 6-8 students are consolidated into the three remaining middle school facilities. The Maxfield Training Center would be closed with its staff/resources absorbed by other District facilities.

The District could expect to save about \$2.244 million a year. The total capital expenditures related to the closed buildings for the five-year window that could be avoided amount to approximately \$1.686 million. The costs required to implement this option may approach \$4.767 million.

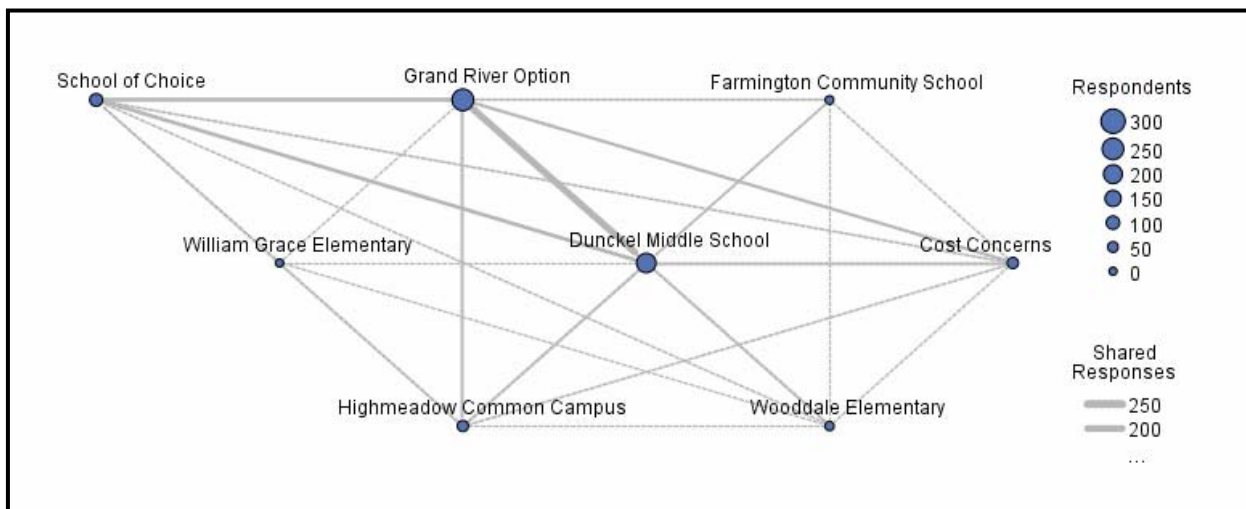
**Grand River Option – Level of Agreement**  
 1047 Respondents  
 810 Blanks





This graph depicts the number of respondents commenting on a particular category. There may be duplications dependent on the comment, such as a respondent reflecting on both Wooddale Elementary and Dunckel Middle School.

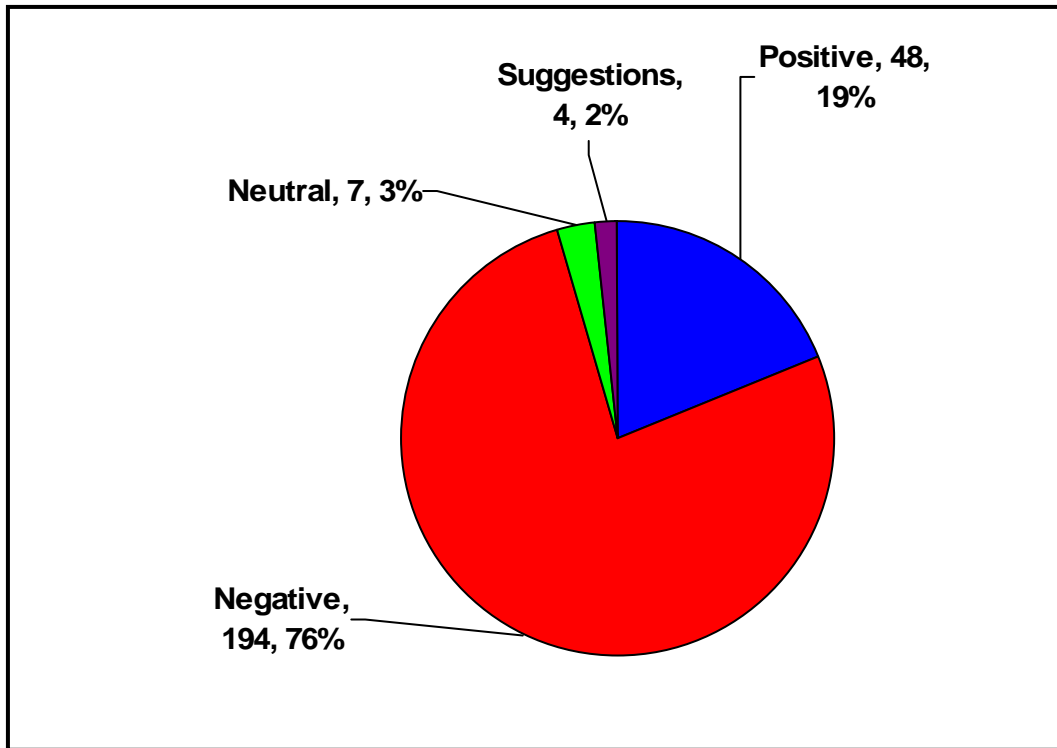
### Grand River Option – 253 Responses



The above graph depicts how

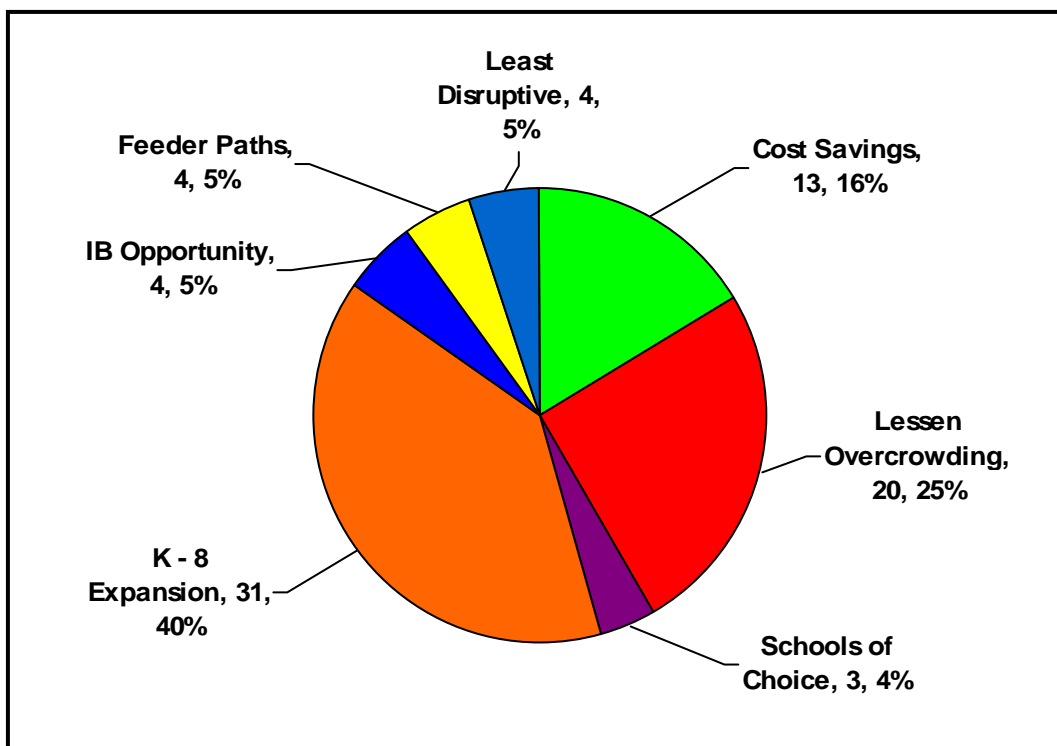
comments or responses pertaining to the Grand River Option reflected other categories such as, Dunckel Middle School, Highmeadow Common Campus, Farmington Community School, Cost Concerns, School of Choice, Wooddale and William Grace Elementary Schools. The thicker the line, the more shared responses occurred.

### Grand River Option Comments By Type

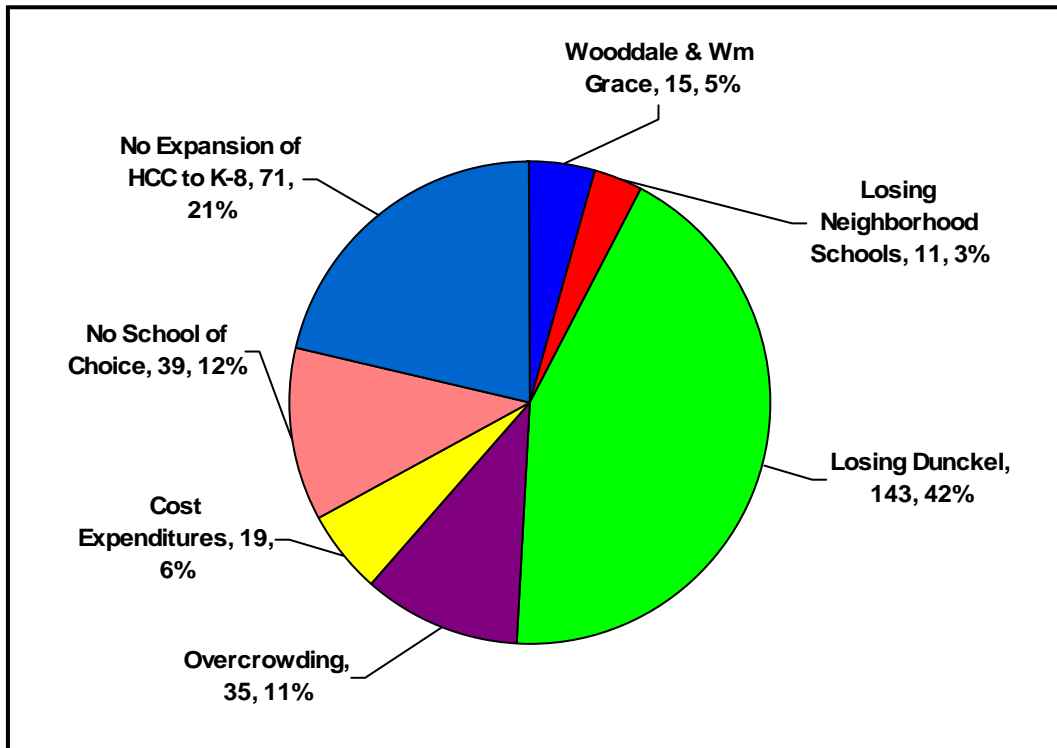


This pie chart reflects the breakdown of responses by type, such as, positive and negative responses to the plan. Chart depicts type, numbers of responses and percent.

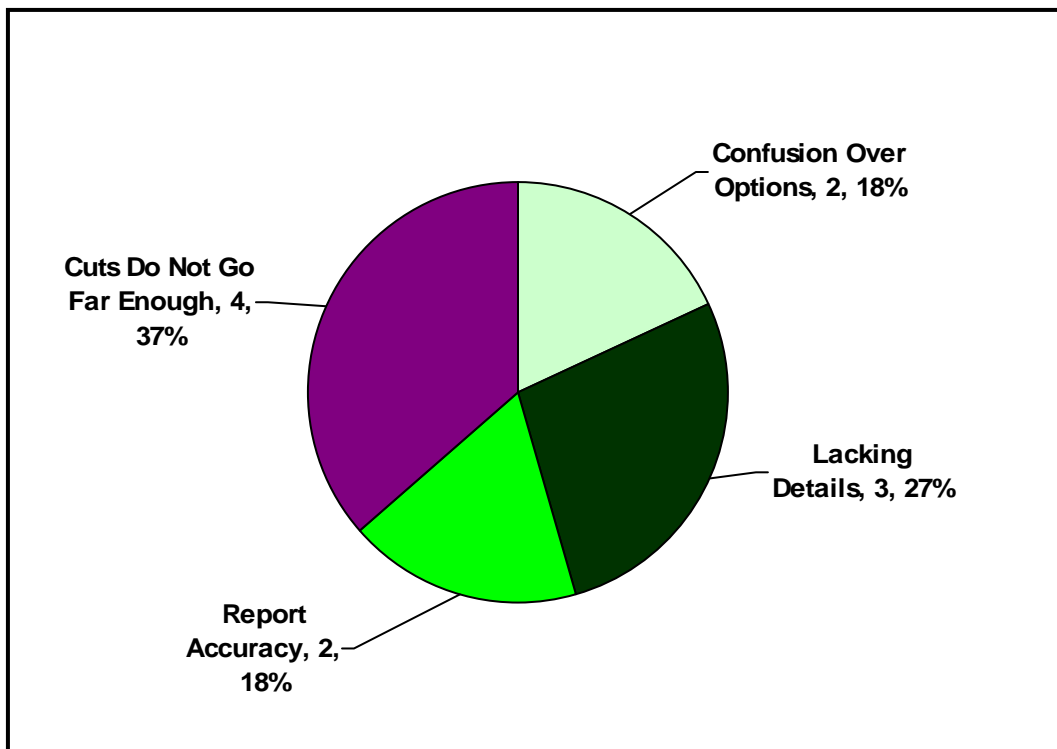
### Grand River Positive Responses Detail



### Grand River Negative Responses Detail



### Grand River Neutral and Suggestions Responses Detail

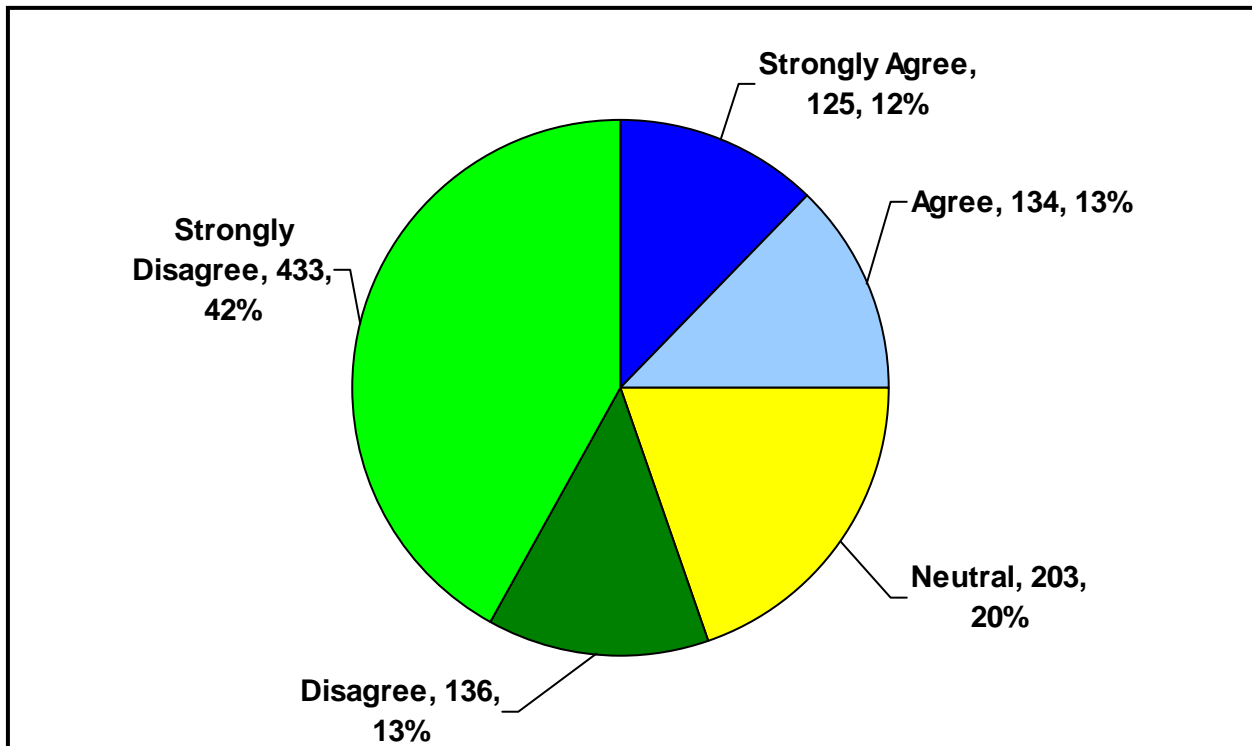


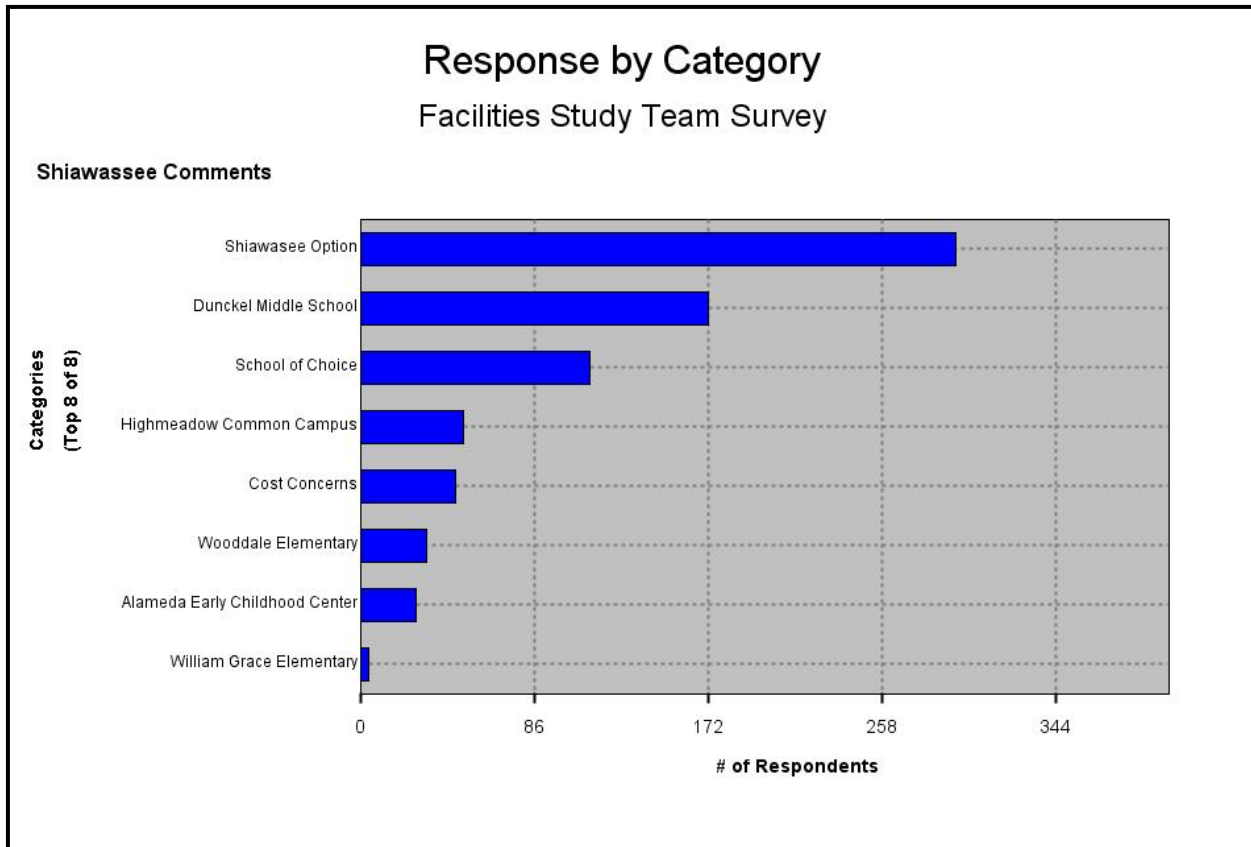
### Shiawassee Option

Close three schools (William Grace, Wooddale, and Alameda). Consolidate to three middle schools and repurpose the O.E. Dunckel Middle School allowing for school-of-choice program expansion to K-8. All nonschool-of-choice 6-8 students are consolidated into the three remaining middle school facilities. The Maxfield Training Center would be closed with its staff/resources absorbed by other District facilities.

The District could expect to save about \$2.16 million a year. The total capital expenditures related to the closed buildings for the five-year window that will not be spent amounts to approximately \$1.587 million. The costs required to implement this option may approach \$4.599 million.

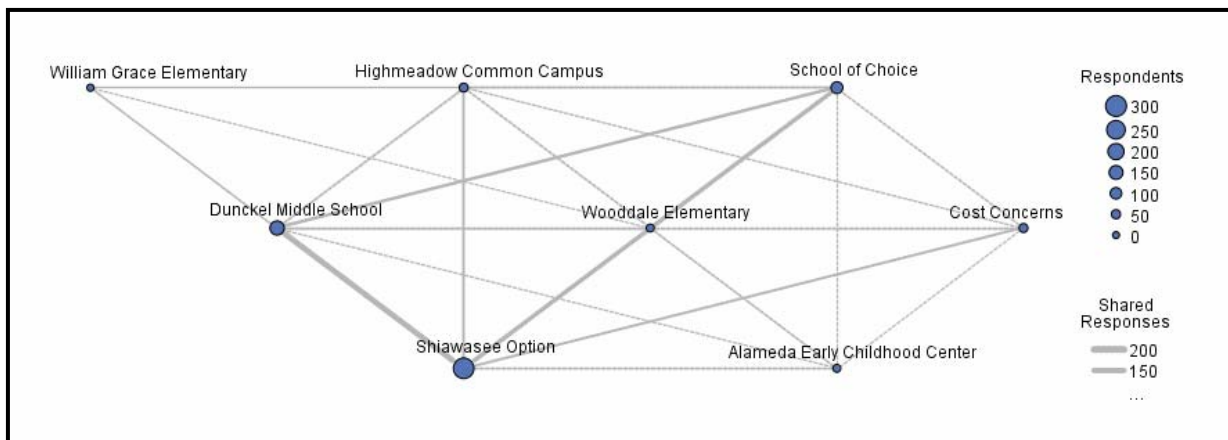
**Shiawassee Option – Level of Agreement**  
 1031 Respondents  
 826 Blanks





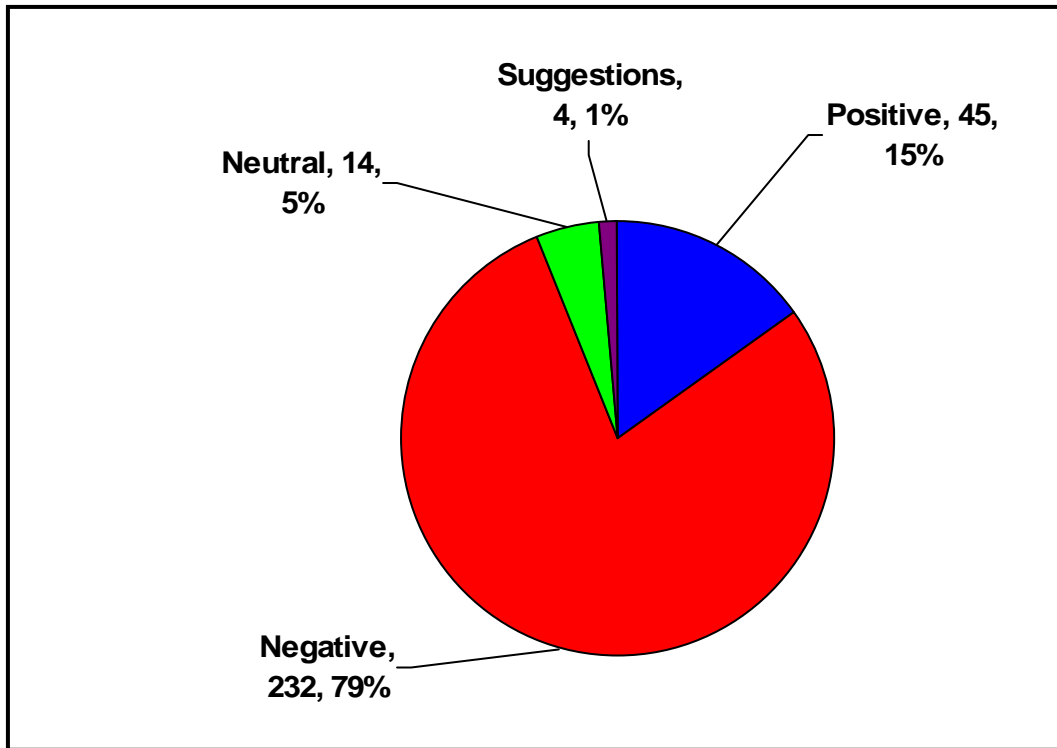
This graph depicts the number of respondents commenting on a particular category. There may be duplications dependent on the comment, such as a respondent reflecting on both Wooddale Elementary and Dunckel Middle School.

### Shiawasee Option – 294 Respondents



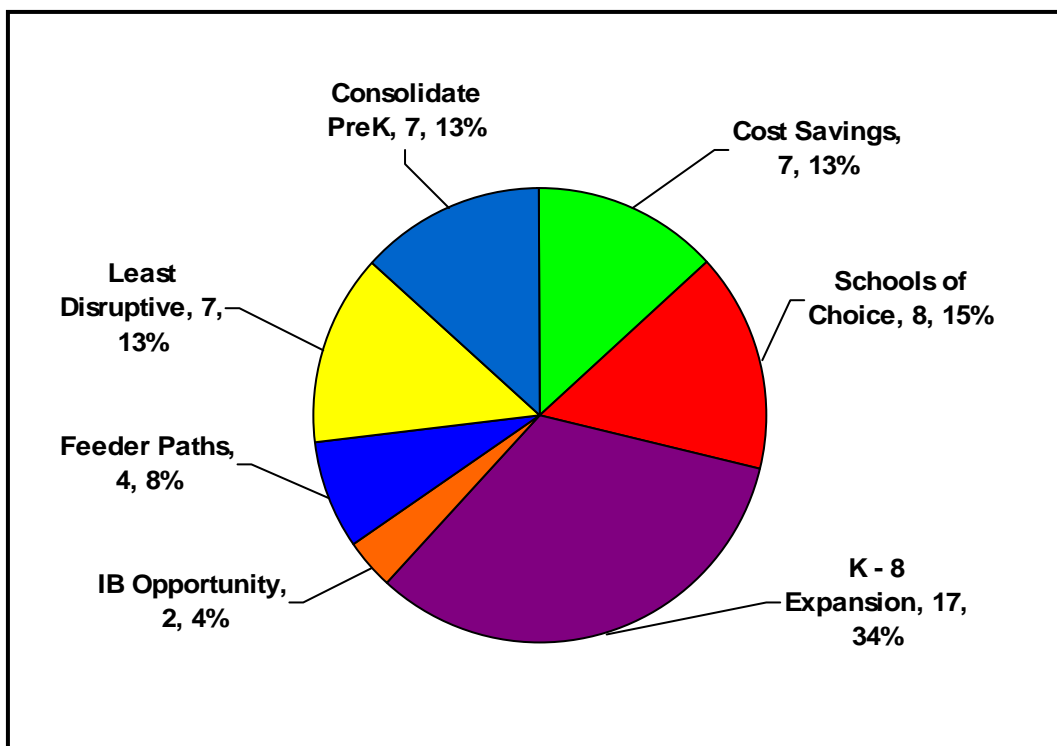
The above graph depicts how comments or responses pertaining to the Shiawasee Option reflected other categories such as, Dunckel Middle School, Highmeadow Common Campus, Alameda, Cost Concerns, School of Choice, Wooddale and William Grace Elementary Schools. The thicker the line, the more shared responses occurred.

### Shiawasee Option Comments By Type

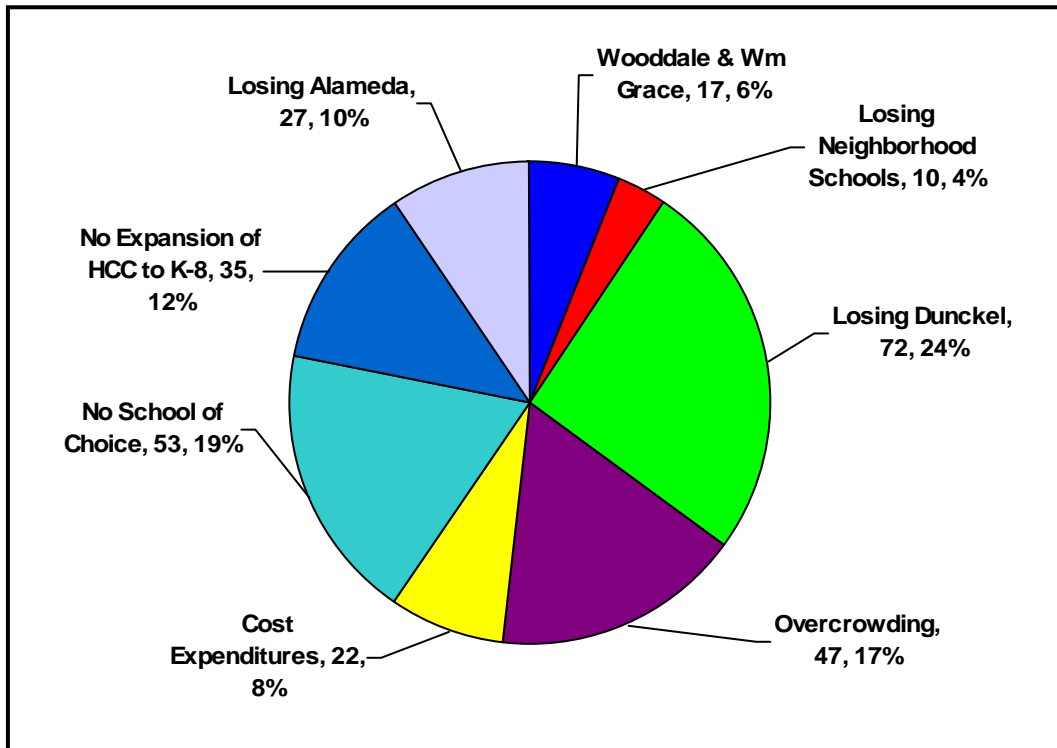


This pie chart reflects the breakdown of responses by type, such as, positive and negative responses to the plan. Chart depicts type, numbers of responses and percent.

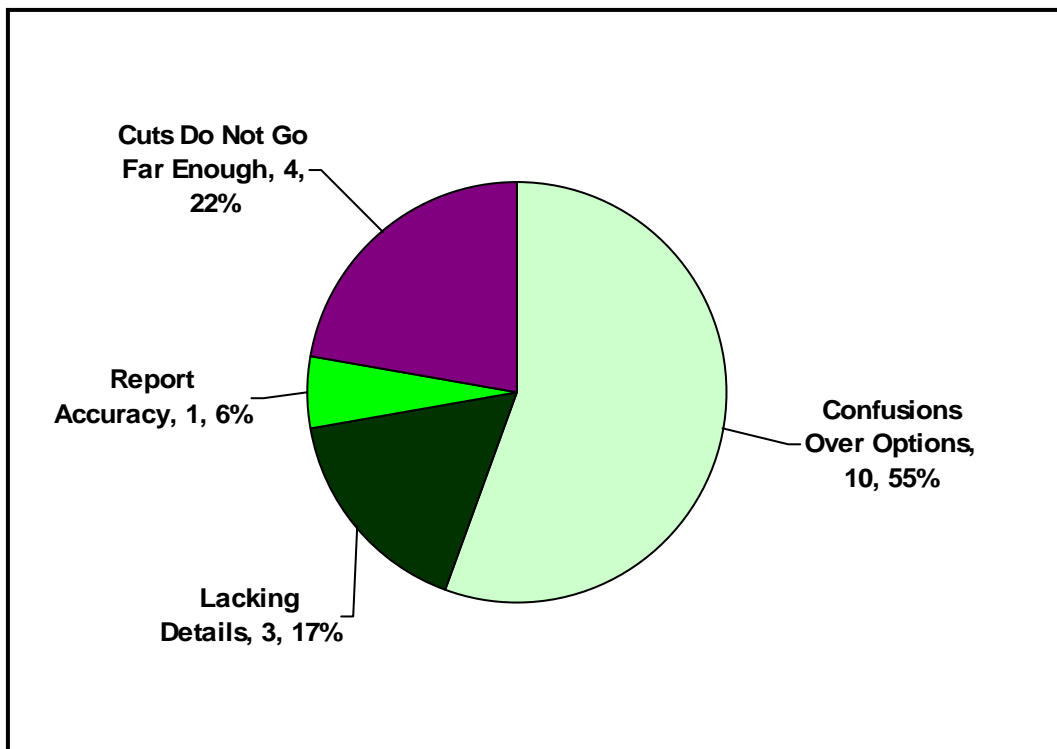
### Shiawasee Positive Responses Detail



### Shiawassee Negative Responses Detail

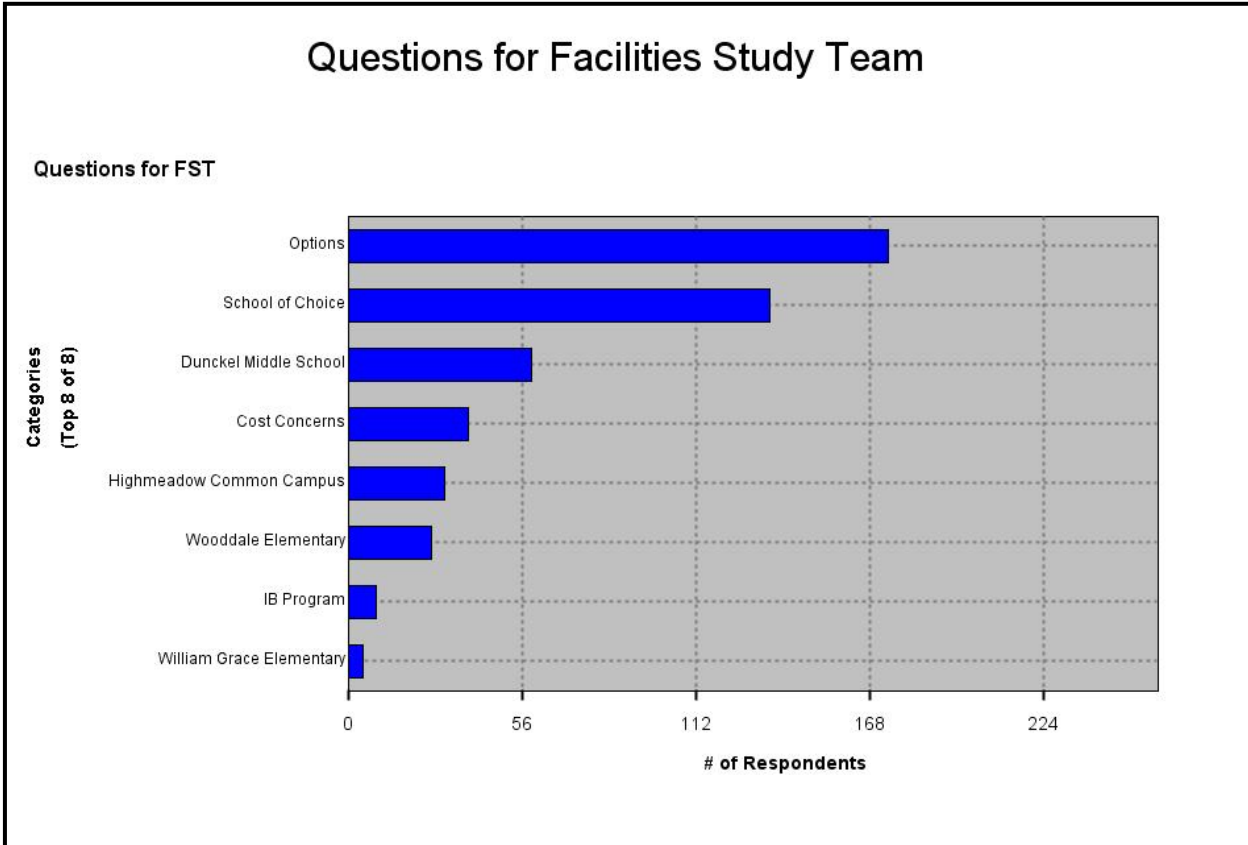


### Shiawassee Neutral and Suggestions Responses Detail



**Questions for Facilities Study Team**  
296 Respondents  
1561 Blanks

**Options Questions – 172**



**Responses**

**School of Choice and Cost Saving Questions – 99 Responses**

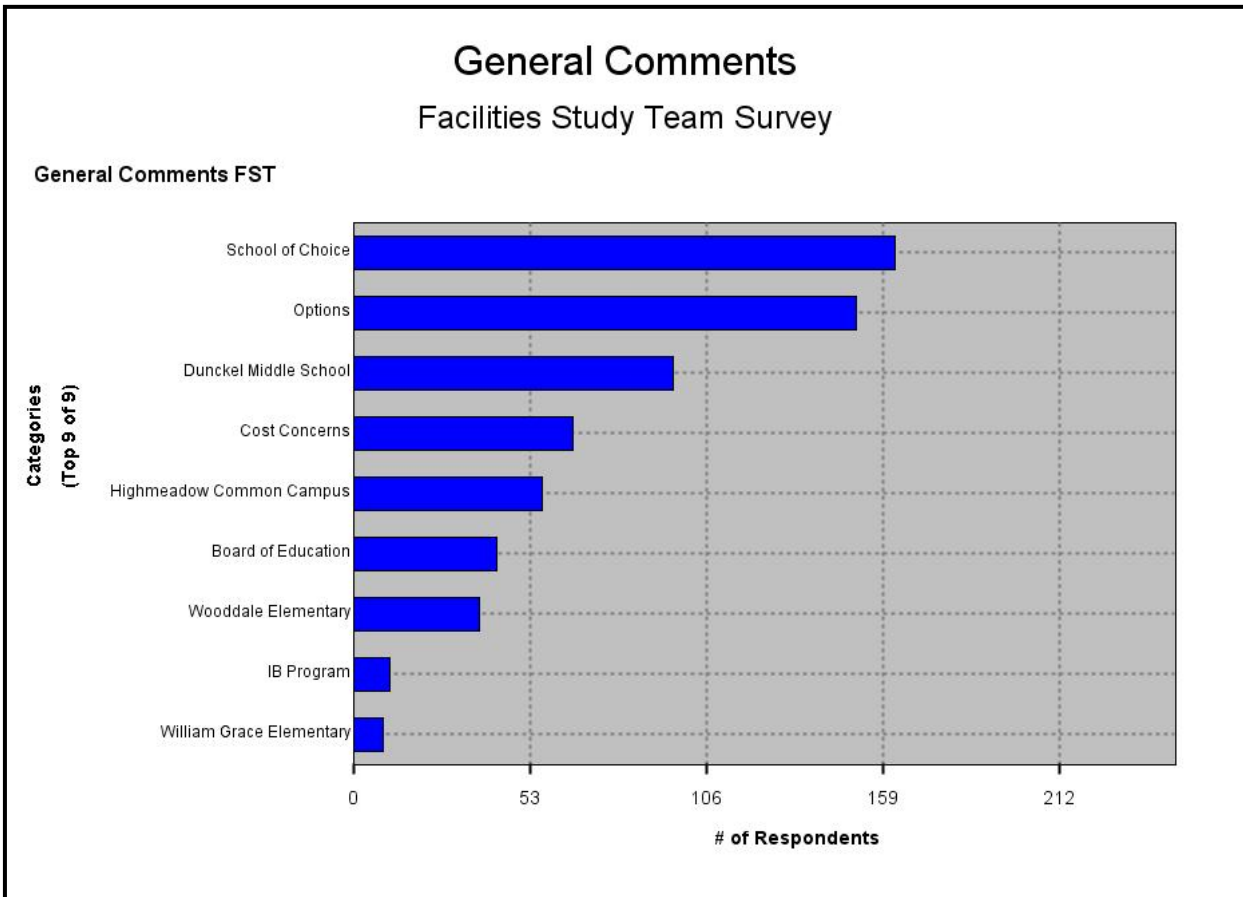
**Dunckel Questions not included above – 9 Responses**

**Wooddale Questions not included above - 3 Responses**

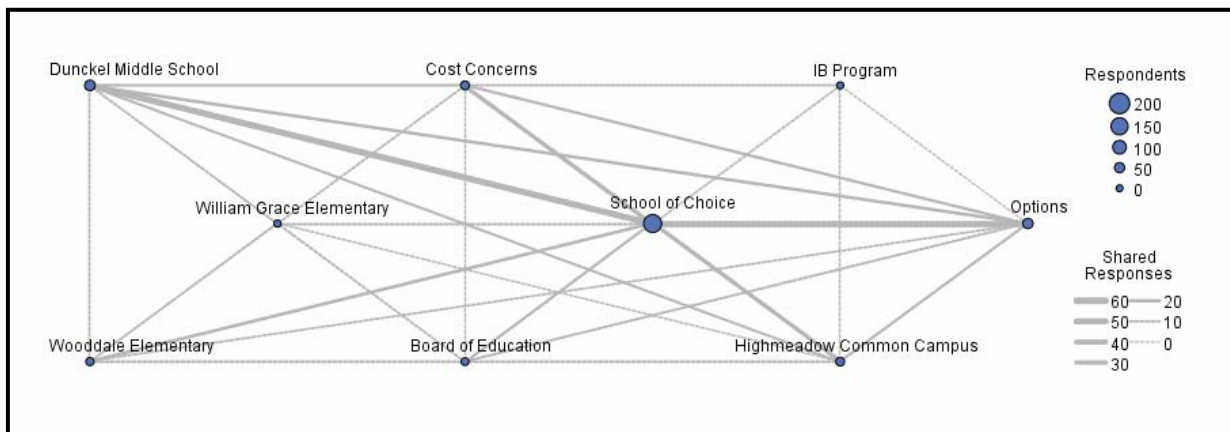
## General Comments Facilities Study Team Survey

406 Respondents  
1451 Blanks

**School of Choice – 163**

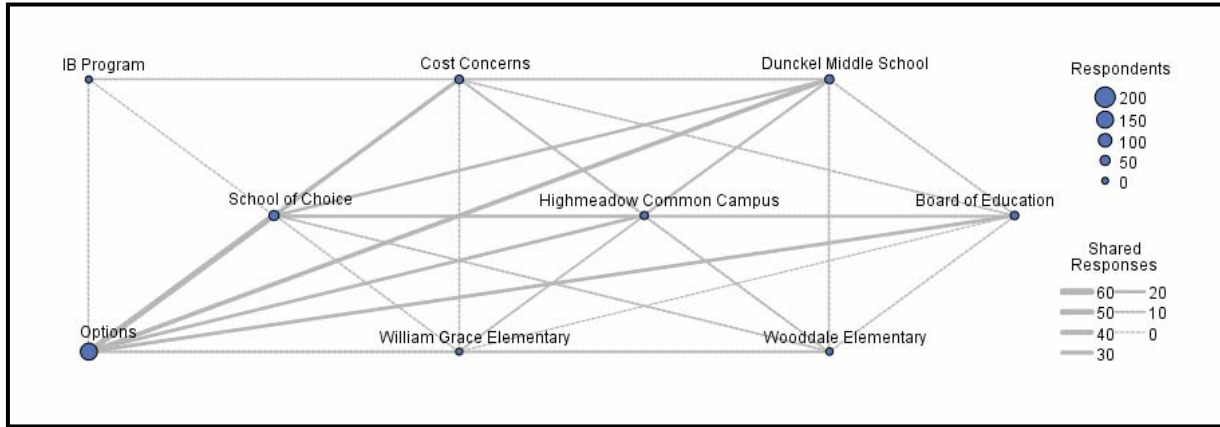


### Respondents

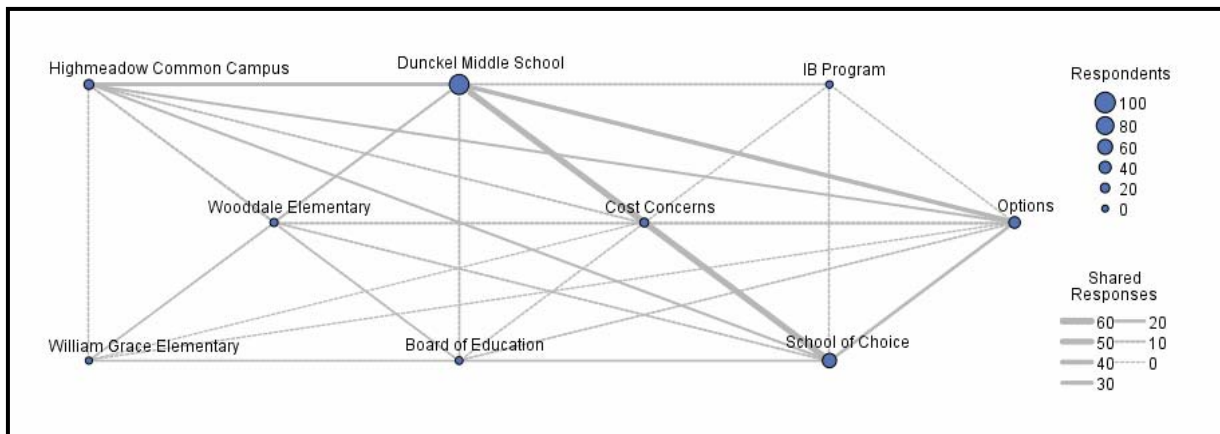


The above graph depicts how comments or responses pertaining to the School of Choice reflected other categories such as, Dunckel Middle School, Highmeadow Common Campus, Options, Cost Concerns, School of Choice, Wooddale and William Grace Elementary Schools. The thicker the line, the more shared responses occurred. The following graphs are depicted in the same format.

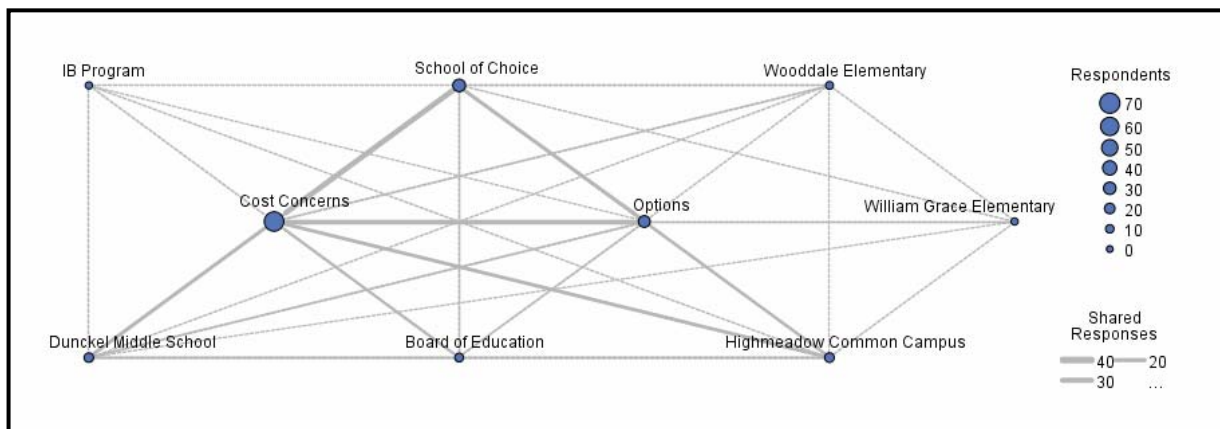
Options – 151 Respondents



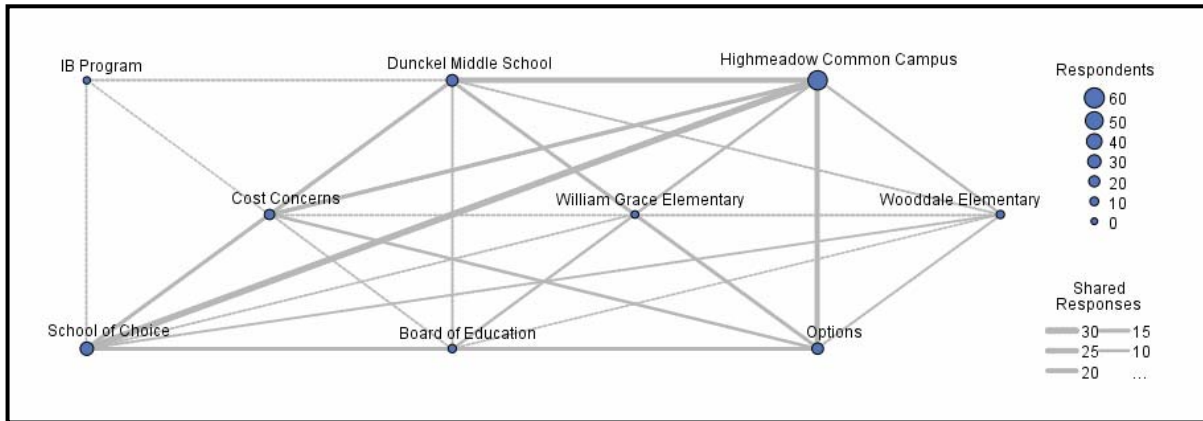
Dunckel Middle School – 96 Respondents



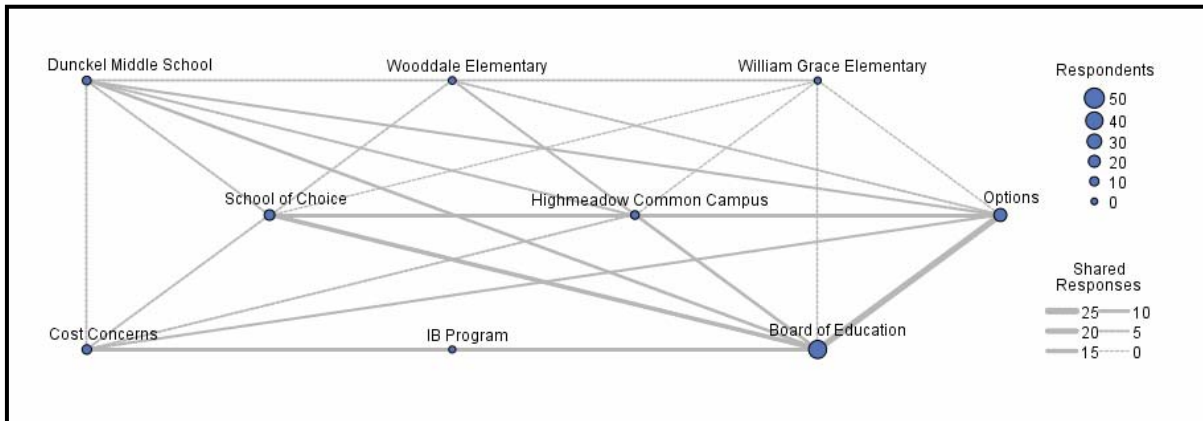
Cost Concerns – 66 Respondents



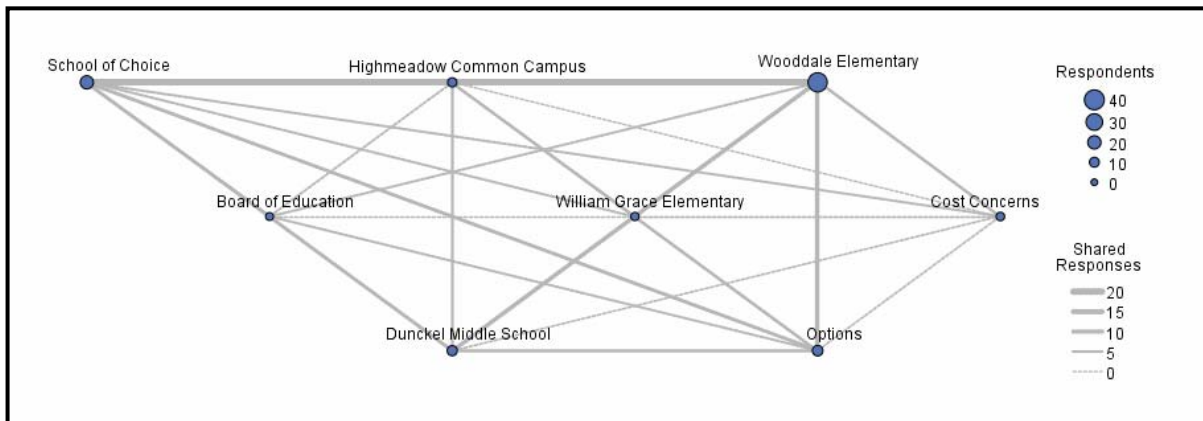
### Highmeadow Common Campus – 57 Respondents



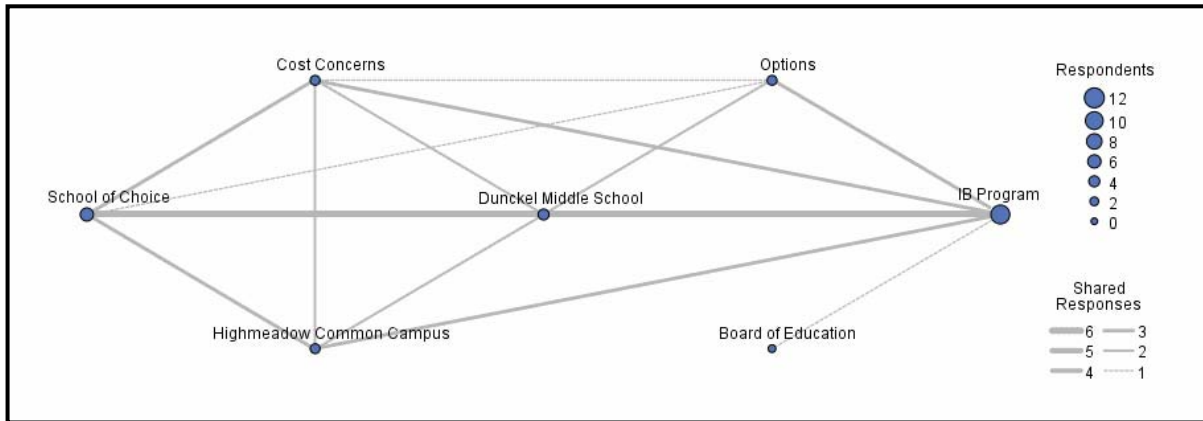
### Board of Education – 43 Respondents



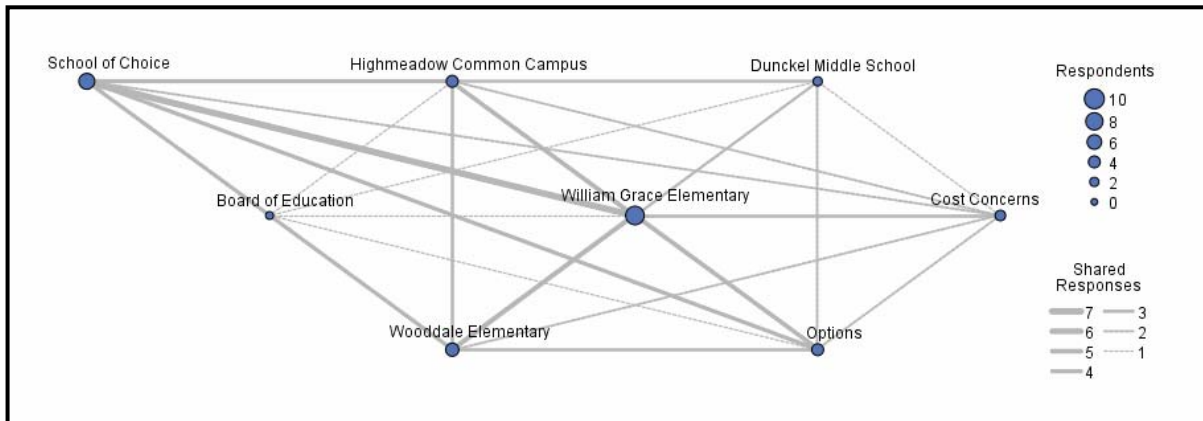
### Wooddale Elementary – 38 Respondents



### IB Programs – 11 Respondents

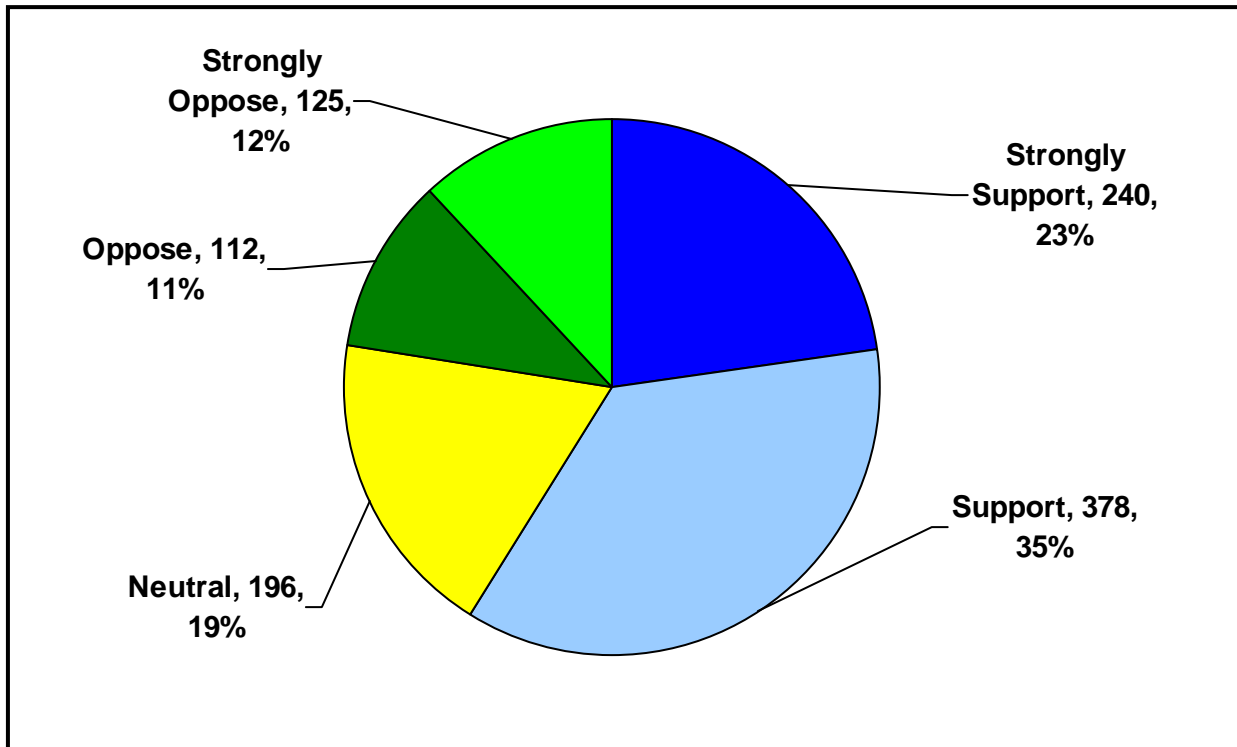


### William Grace Elementary – 9 Respondents



### Tax Comments Facilities Study Team Survey 1051 Respondents 806 Blanks

Personal perspective related to increasing local taxes to provide for long term capital improvements.



The graph above depicts both negative and positive

comments given to increase in local taxes.

